


# "Polarized" / Retro-Reflective Photocell

## Features:

- "Polarized Sensor"- totally safety sensor
- Retro-reflective type
- Red infrared led element
- IP-66 waterproof/cable gland
- PMMA upper casing, anti fog/dew/rains
- Round shape reflector-Dia.:82.1mm
- Input volt.: AC/DC 12~250V
- Twin colorsled indicator for beamalignment
- Tamper switchesincluded

## Application:

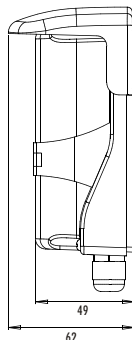
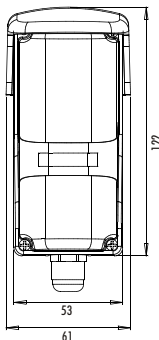
- Gateopener
- Overhead door
- Swing gate
- Sliding door
- Perimeter protection
- Window
- Terrace
- Warehouse
- Parking lot



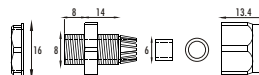
## Specifications:

Input Volt.	AC/DC 12~250V (Non Polarity)
Tx Led Element	Red infrared/Wave length 740 nm
Beam Spreading angle	1.5° (half angle)
Contact Capacity	0.5A/120VAC (1A/30VDC)
Response Time	10 msec
Delay Time of Relay	100 msec
Sensing Range	10 meters
Led Indicators	Red led Off: Beam aligned / Red led On: Beam broken Red led flash: Beam alignment signal weak (Re-align) Green led on: Beam aligned proper
Additional Function	Tamper switches
Wiring Connection	Terminal block / Cable gland (IP-66)
Housing Material	Bottom casing: ABS / Upper casing: PMMA
IP	IP-66
Environment/Storage Temp.	-25°C ~ 60 °C / -35°C ~ 80 °C
Dimension	122 (L) × 61 (W) × 62 (D) mm

## Dimensions:

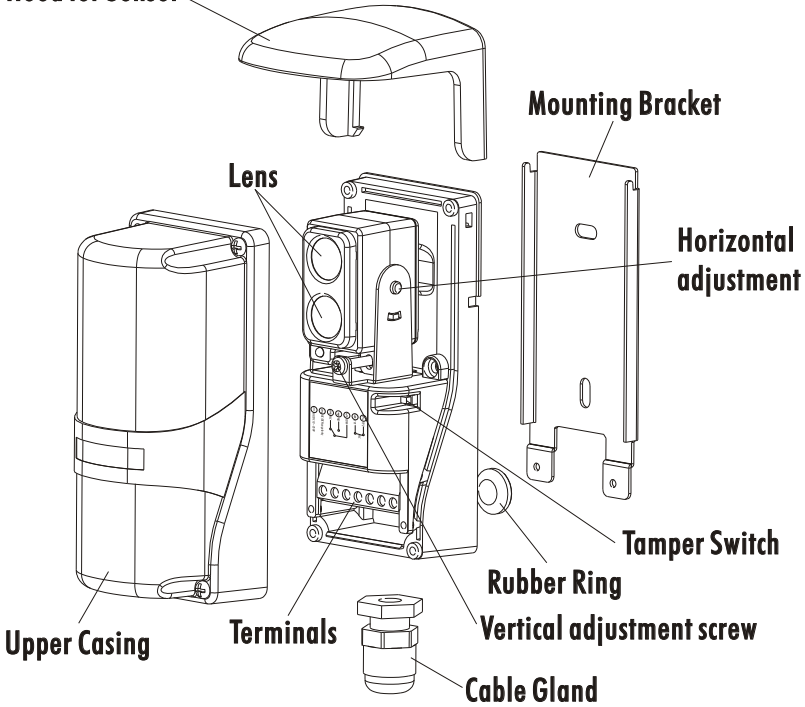


UNIT: mm

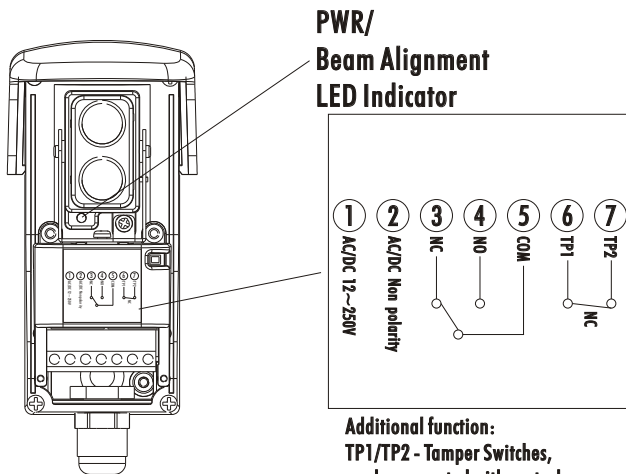


## Parts Account:

Hood for Sensor



## Wiring Connection:



**Additional function:**  
TP1/TP2 - Tamper Switches,  
can be connected with control  
panel or siren as burglar alarm.