

# 740 - 741

# FAAC

## **gearmotor** for residential sliding gates with max weight of 500 kg (740) and 900 kg (741)



### **AUTOMATIC SIMPLICITY**

A practical package, containing a gearmotor with built-in electronic equipment and securing plate, automates both new and existing sliding gates weighing up to 900 kg.

### **IDEAL FOR RESIDENTIAL APPLICATIONS**

The electronic equipment inside the gearmotor facilitates and speeds up installation, at lower cost. Control board enclosure with "rotation" facility to help electrical wirings.

### **ELECTRONIC SAFETY RELIABLE UNDER ALL CONDITIONS**

Anti-crushing protection is ensured by an electronic device directly controlling drive torque. For extra safety, an efficient obstacle detector is available. The FAAC 740/741 gearmotors perform uniformly at all latitudes and under all types of duty, and all commands are supplied by an extremely safe and reliable microprocessor.

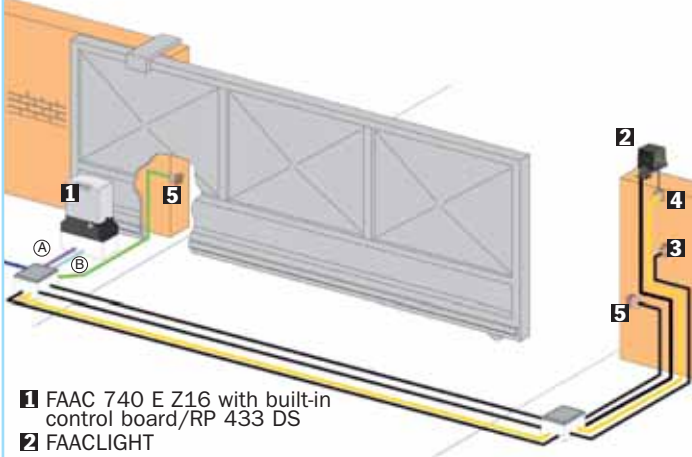
### **IRREVERSIBLE**

As the gearmotor is non reversing, no electric locks need be installed and, in the event of power failure, the release device (protected by a customised key) makes it possible to open and close manually.

### **SPECIFICATIONS**

Non-reversing screw gearmotor • Gate max weight 500 Kg (mod. 740), 900 kg (mod. 741) • Gate max length 15 m • Gate speed 12 m/min • Max. use frequency 30% (mod. 740 E Z16) 40% (mod. 741 E Z16) • Max thrust 45 daN (mod. 740 E Z16) 65 daN (mod. 741 E Z16) • Electric motor power supply 230 Vac (+6% -10%) - 50 (60) Hz • Electric motor power 350 W (mod. 740 E Z16) 500 W (mod. 741 E Z16) • Thermal protection at 140°C built into motor winding • Operating ambient temperature -20°C +55°C • Protection class IP44 • Rotating release device with key • Single-phase bi-directional motor (1,400 rpm) • Pinion Z 16/module 4 • Reduction ratio 1:25 • Mechanical limit switch • ABS protective housing • Galvanised foundation plate • Dimensions (L x W x H) 295 x 221 x 322 mm (including pinion) • **Built-in control board** • 2 protection fuses • **Function logics:** Automatic / "Stepped" automatic/Semi-automatic/Safety devices/Semi-automatic B/Dead-man C/"Stepped" Semiautomatic/Mixed B/C logic • **Work time:** programmable (from 0 to 4 min.) • **Pause time:** programmable (from 0 to 4 min.) • Thrust force adjustable over 50 levels • **Terminal board inputs:** Open/Partial open/Safety devices at opening/Safety devices at closing/Stop/Edge/ Power supply + Earth • On-conductor inputs: opening and closing limit-switches/Encoder • **Terminal board outputs:** Flashing lamp - Motor - 24 Vdc accessories power supply - 24 Vdc indicator-light/Timed output - Fail safe • **Rapid connector:** for Minidec, Decoder or RP receivers • **Programming:** 3 keys (+, -, F) and display, "basic" or "advanced" mode • **"Basic" mode programmable functions:** Function logic - Pause time - Thrust force - Gate direction • **"Advanced" mode programmable functions:** Torque at initial thrust - Braking - Fail safe - Pre-flashing - Indicator-light/Timed output/Electric lock or "traffic lights" command - Opening and closing safety devices logic • **Encoder (optional)/Anti-crushing sensitivity** - Decelerations - Partial opening time - Work time - Assistance request - Cycle counter

## INSTALLATION LAYOUT

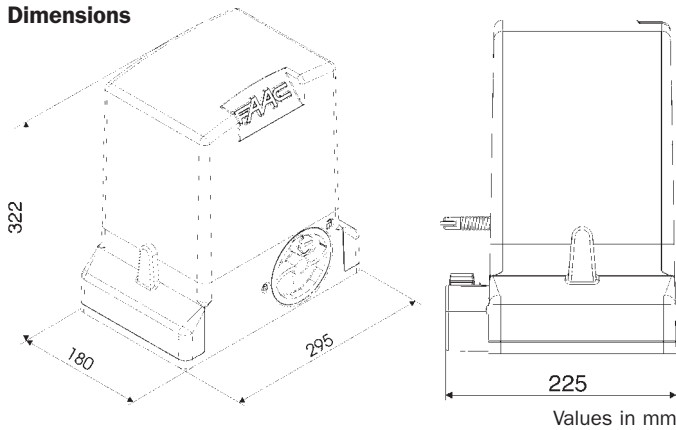


- 1 FAAC 740 E Z16 with built-in control board/RP 433 DS
- 2 FAACLIGHT
- 3 FAAC T10 E
- 4 ANTENNA 433 MHZ
- 5 FAAC SAFEBEAM

Low voltage cabling		Power cabling (230V)	
A	3 cables 3x0.5	B	1 cable 2x1.5+T
	1 cable 2x0.5		1 cable 2x1.5

N.B: Cable diameters in mm<sup>2</sup>

## Dimensions



## Technical specifications

	740 E Z16	741 E Z16
Power supply	230 Vac 50 (60) Hz	
Absorbed power	350 W	500 W
Absorbed current	1,5 A	2,2 A
Traction and thrust force	45 daN	65 daN
Motor rotation speed	1400 g/min	
Thermal protection on motor winding	140°C	
Reduction ratio	1:25	
Weight	500 kg	900 kg
Gate speed	12 m/min (pinion Z16)	
Operating ambient temperature	-20°C ÷ +55°C	
Protection class	IP 44	
Dimensions	295x225x325 (pinion included)	




Cover

Rotating release device easy to operate and key "protected" (standard)

Plastic cover control board

740 D control board



Model	Use	
	Max weight (kg)	Use frequency (%)
740 E Z16	500	30 (S3)
741 E Z16	900	40 (S3)

## Specifications of 740 D control board

Power supply	230 Vac (+6% -10%) 50 Hz
Absorbed power	10 W
Motor maximum load	1000 W
Accessories max load	0.5 A
Operating ambient temperature	-20° C ÷ +55° C
Protection fuses	2
Function logics	Automatic / "Stepped" automatic / Semi-automatic / Safety devices / Semi-automatic B / Deadman C / "Stepped" Semi-automatic/Mixed B/C logic
Work time	Programmable (from 0 to 4 min.)
Pause time	Programmable (from 0 to 4 min.)
Thrust force	Adjustable over 50 levels
Terminal board inputs	Open/Partial open/Safety devices at opening/Safety devices at closing/Stop/Edge/Power supply + Earth
On-connector inputs	Opening and closing limit-switches / Encoder
Terminal board outputs	Flashing lamp - Motor - 24 Vdc accessories power supply - 24 Vdc indicator-light / Timed output - Fail safe
Rapid connector	For Minidec, Decoder or RP receivers
Programming	3 keys (+, -, F) and display, "basic" or "advanced" mode
"Basic" mode programmable functions	Function logic - Pause time - Thrust Force - Gate direction
"Advanced" mode programmable functions	Torque at initial thrust - Braking - Fail safe - Pre-flashing - Indicator-light/Timed output/Electric lock or "traffic lights" command - Opening and closing safety devices logic - Encoder (optional)/Anti-crushing sensitivity - Decelerations - Partial opening time - Work time - Assistance request - Cycle counter

# FAAC

FAAC S.p.A. via Benini, 1  
40069 Zola Predosa - Bologna (Italia)  
tel. +39 051 61724 • fax +39 051 758518  
www.faacgroup.com

