




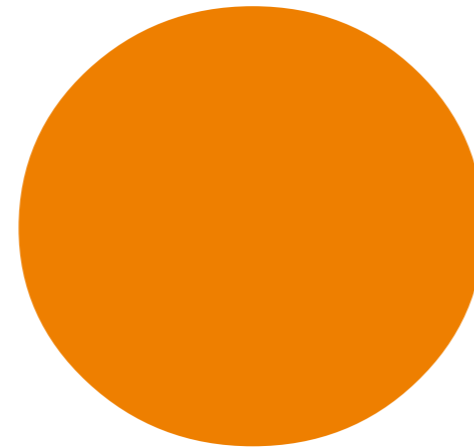
**GameOver**

Security Systems \_ General Catalogue

---

Burglary.  
The menace advances. What's the next move?  
Play safe. Choose Inim.  
Space protected. Danger eliminated.  
Everything under control.

## GAME OVER



## SECURITY SYSTEMS

- .04 Company Profile**
- .06 Introduction**
- .08 The SmartLiving system**
- .10 Technologies**
  - Easy4U
  - VoIB
  - FlexIO
  - Janus
- .12 Control panels**
  - SmartLiving 505/515/1050/1050L/10100L
- .20 Keypads Joy and Concept/G**
- .22 Proximity readers**
  - nBy Proximity readers
- .24 Accessory devices for SmartLiving control panels**
  - SmartLogos30M – voice board
  - Nexus – I-BUS integrate GSM/GPRS module
  - Flex5 – input and output expansions
  - SmartModem100 - Modem for remote programming and control
  - IB-100 - I-BUS isolator
- .27 Sounders, flashers**
  - Ivy sounder/flasher – self-powered and on Bus
  - NRB100 sounder/flasher in steel
  - Smarty indoor sounder/flasher
- .30 TCP/IP Connectivity**
  - SmartLAN/SI – Ethernet board
  - SmartLAN/G - Ethernet board with web server
- .32 Wireless accessory devices for SmartLiving control panels**
  - AIR2-BS100 - transceiver
  - AIR2-IR100 - PIR
  - AIR2-MC100 – magnetic contact
  - AIR2-KF100 - keyfob
- .34 Communication**
  - SmartLink - interface and GSM and PSTN dialer
- .36 Power supply modules**
- .37 Accessory devices**
- .38 Bluvista**
  - PIR detectors
  - Dual technology detectors
  - Beam detectors
- .40 INIM Software**
  - SmartLeague – programming software
  - SmartLook – supervisory software

## Made in Inim. Made in Italy.

Delivering excellence in security means being ahead of time.  
Inim innovates! Inim designs **advanced, flexible technologies with an easy edge** that installer companies and end users will appreciate.  
Established in 2005, Inim is the **all Italian company**.  
From design to production, from testing to marketing, every Inim product is made in Italy.  
A team with over 20 years of experience yet **only one desire: your security**.





## SmartLiving

SmartLiving is state-the-art in intrusion control and represents the platform on which you can securely build a home-automation system. SmartLiving represents all that is new in security system technology. The brain child of INIM's R & D professionals, whose unrivalled technical expertise and know-how yield only the very best, SmartLiving outshines all other traditional intrusion control panels in flexibility and ease.

- Ease for the installer, who is guided through programming operations in a fast, clear-cut way.
- Ease for the user, who is lead through operations by graphic indications and voice prompts.
- Ease-of-access to the most frequent operations, and ease of understanding of the entire system.

The straightforwardness of this control panel has in no way reduced its flexibility or across-the-board features.

And although this system was designed with residential and small commercial buildings in mind, it provides features that go way beyond the prerequisites of control panels designed for this market segment. Features such as: Multikeypad Intercom, Programmable IN/OUT terminals, IP connectivity, Voice menu over-the-phone, Voice menu on keypad, Icon menu, Weekly Timer with "exceptions" control, Arming "Scenarios", Shortcuts on Keypad or Reader, Temperature sensor, Text-to-Speech, Control panel and peripheral firmware re-programming at panel and many other interesting functions. Although far from complete, this list of features will certainly appeal to the residential security market, and gives some idea of what this system is capable of.

The SmartLiving system is state-of-the-art as far as the applicable European directives and standards are concerned.

The system holds declarations of conformity based on test reports issued by IMQ relating to the applicable standards for the product category, in accordance with LVD (2006795/CE - Low Voltage Directive), EMC (2004/108/CE, Electro-Magnetic Compatibility) and R&TTE (1999/5/CE - Radio & Telecommunications Terminal Equipment Directive).

INIM's SmartLiving system is one step ahead even as regards product certification.

All models from the SmartLiving series are IMQ certified.

The SmartLiving series holds **IMQ certification** in compliance with **National Standards CEI 79-2** and **European Standards EN50151-3** and **EN50131-6**. The SmartLiving series also holds certification in compliance with **Belgian Standards CEB T014**.

Even as regards certification, the SmartLiving system is ahead of time.



# SmartLiving System



Flex5/P expansion

## A pioneering approach

The SmartLiving system provides an array of resourceful features and components that emphasize the true potential of INIM's ground-breaking technology. Some of these features are highlighted in the following pages.

## The SmartLiving terminals

SmartLiving technology goes beyond the static perspective of inputs and outputs and launches the new concept of "terminals". A concept based on INIM's patented FlexIO technology.

Terminals are no longer pre-defined at the factory but can be configured as either inputs or outputs during system installation.

Additionally, the SmartLiving system terminals (5 on SmartLiving505, 15 on SmartLiving515, 50 on SmartLiving1050 and 100 on SmartLiving10100) can be "mapped" freely allowing the installer to take advantage of every terminal.



Joy/MAX

## Shortcuts and Scenarios

One of the aims of the R & D professionals who designed the SmartLiving system was to ensure that it would be both installer and user friendly.

This was achieved by building-in macro features that allow the installer to create "shortcuts". These shortcuts can be associated with the customizable icons on the display (up to 12 shown above the function keys), in such a way as to clearly indicate which functions are associated with which keys.

The shortcuts allow time-consuming sequences to be transformed into simple one-stroke actions. And, besides being assigned to the function keys, they can be assigned to the ordinary keys on the keypad and also to reader LEDs, wireless key LEDs, SMS reception and Caller ID functions, and even to touch-screen operations on the user's personal Smartphone. The shortcuts make operations (door control, appliance control, Arm/Disarm operations, etc.) much easier and less error-prone, regardless of the interface, whether it be a keypad, proximity reader or the user's personal Smartphone or cellphone.



Joy keypad microphone



Joy keypad user-interface

## Voice Functions

When systems are enhanced with a SmartLogos30M board and a Joy/MAX keypad, you can really appreciate an interesting array of voice functions.

The SmartLogos30M board provides 30 minutes of voice transmission which can be allocated to as many as 400 voice messages. This sizeable amount of resources is employed in a series of functions, such as: Voice dialler, Multi-keypad Intercom, Voice-menu over-the-phone, Voice-menu on Keypad, Answerphone, Listen-in, etc.

The advantages of this vast assortment of functions are apparent, but the all-set-to-go Voice dialler and Multi-keypad Intercom functions merit an extra mention. These installer-friendly functions require no programming other than contact number entries.

Additionally, the Multi-keypad Intercom function allows users to contact and talk to each other from different parts of the building (warehouse to office, garage to house, etc.). Other interesting functions are the Voice menu over-the-phone and Voice menu-on-keypad that guide the user through all operations with ease. The voice prompts are already on board and require no programming.

The installer's life has been simplified even further by means of the easy-to-use Text-to-Speech function offered by the SmartLeague software.

The Text-to-Speech function allows you to record messages by merely typing-in the relative text. This method eliminates all the difficulties attached to normal voice recording. If you combine the automatic Voice Dialler and Text-to-Speech functions, you can simply type-in the zone labels (kitchen, sitting room, garage, office, etc.), so as to notify contacts of the exact point of violation during alarm calls.

# Technologies

Superior to time and first on the changing scene of security systems, INIM's newly designed control panels and devices are based on new-generation technologies and leading-edge system architecture. All products are designed to take full advantage of the latest microprocessor technology, bus architecture and communication paths.

The result is a range of truly innovative products whose superiority in design technology and performance is more than obvious. The highly-competitive SmartLiving intrusion control panel provides important features rarely found in residential and small commercial application systems of its kind. This optimized-performance control panel provides first-rate features such as: graphic display, text-to-speech, voice notifier, flexible hardware, end-to-end voice transmission (voice-on-bus), IP connectivity.



## Easy4U

Technology and Simplicity. From the onset INIM's R & D professionals took great pains to ensure that the SmartLiving intrusion control panel would be both installer and user friendly. Easy4U is based on audible and visual technologies which provide a series of operative approaches which interface with the system and access "Shortcuts". The visual guide utilizes a display that provides information in text and graphic formats. The text display (4 lines of 16 characters) is twice the size of displays normally found in control panels in this market segment. The uncomplicated "follow me" graphic guide steers the user through a choice of options. Explicit icons indicate the keys to press making operations clear-cut and simple. In the case of the Joy/MAX keypad, the voice-prompt feature guides the user effortlessly through operations. The voice prompt feature on Joy/MAX keypad guides the user effortlessly through operations. Even the installer will find Easy4U technology helpful. Programming is piloted by a straightforward graphic interface similar to that of a PC. In addition, an advanced technology "text-to-speech" feature allows you to create "voice" messages by simply typing in the texts. It is also possible to download .Wav files and messages recorded on the PC to the control panel. A further feature of great importance is automatic-learning of all zone balancing which allows the system to set itself up in accordance with its cabling.



## VoIB

Technology and Communication. VoIB technology allows the system to manage end-to-end voice transmissions at extremely high-speed over the IBUS. This is achieved through "voice digitizing and compression" which allows the signal to be transmitted in data packets over the bus, a feature new to control panels in this market segment. This installer-friendly feature allows installed systems to be upgraded with voice functions without the hassle of additional wiring. This technology bases its operating principles on the I-BUS. VoIB stands for "Voice over I-BUS". This appellation is a form of tongue-in-cheek tribute to the well-known VoIP technology ("Voice over IP") which allows digitized voice transmission over TCP/IP. VoIB technology allows the system to manage functions such as: Multi-keypad Intercom; Listen-in; Voice Notifier, and various other useful functions.



## FlexIO

Technology and Flexibility. FlexIO offers the ultimate in INIM's patented split-terminal technology. With this technology the embedded distinction between inputs and outputs no longer exists. In fact, FlexIO terminals work as both. In other words, the number of zones and outputs on an expansion board is defined during system installation and is no longer pre-defined at the factory. This hardware flexibility goes even further, as these terminals can read analogue values, deal directly with vibration and rollerblind sensors, output analogue signals and also manage "zone doubling" (two separate hardwired zones placed to one terminal). This installer-friendly technology also allows you program the intervention thresholds of the terminals you employ as inputs. Each terminal is equipped with a fine-adjustment trimmer (Patent Pending) which eliminates the risk of incorrect analysis evaluation and thus lowers the false alarm rate. Another interesting aspect of FlexIO terminals is the "free mapping" feature. To all intents and purposes, the control panel terminals can be "mapped" anywhere on the peripherals (keypads and expansion boards) in such way to allow the installer to use every terminal the system provides.



## Janus

Technology and Connectivity. Janus technology takes you into a different realm. It permits you to interface the world of INIM products with the outside world through a TCP/IP Ethernet connection. Janus technology is embedded in SmartLAN/SI and SmartLAN/G boards. By accessorizing the SmartLiving control panel with these boards, you will be allowed "no-risk" worldwide access to the system via the Internet. You will be able to send TCP/IP data packets and program the system from any remote location over the Internet. The SmartLAN/G board provides the entire spectrum of Janus technology functions. It not only provides easy remote access from anywhere in the world, but also offers the opportunity to send e-mails and attachments. Additionally, you can access the system via the Internet and interact with the control panel through a virtual keypad. On top of that, the sophisticated technology of Janus allows you to interact with the control panel through your Smartphone just as if you were standing in front of a keypad. The Janus technology embedded in the SmartLAN/G board transforms your Smartphone into a wireless keypad that allows you to operate on the SmartLiving system. A keypad connected to the panel no matter where you are!



# SmartLiving 505/515/1050/1050L/10100L



Scheda SmartLiving505



Scheda SmartLiving515



Scheda SmartLiving1050



Scheda SmartLiving10100L

## The control panel versions

The control panel is the heart of the SmartLiving system. Inim offers 5 versions, all in metal enclosures: SmartLiving505, SmartLiving515 and SmartLiving1050 with housing for a 7Ah battery, and SmartLiving1050L and SmartLiving10100L with housing for a 17Ah battery. The vast application range of this system spans from just five terminals with the "505" version, to a hundred terminals with the "10100" version. All versions offer an amplitude of tantalizing features.

## Innovative BUS technologies

A particularly interesting feature is the new concept of "terminals" attributable to FlexO technology. This concept revolutionizes the static perspective of inputs and outputs and provides the installer with a more adaptable approach to system customization and what is more, a different perception of in-stock needs. Application of Easy4U technology provides installers and end users alike with all the advantages of an uncomplicated yet effective interface. The innovative concept of "shortcuts" makes system control effortless and greatly simplifies system programming, which is fully piloted by this straightforward interface. Inim's new-generation I-BUS is the backbone of the SmartLiving system. The I-BUS is capable of transmitting at an extremely high speed, unmatched in this market segment. The performance capabilities of the I-BUS have been utilized in such a way as to allow it to manage complex topologies, provide fast-load-insensitive response and end-to-end noise immune voice transmissions, all without need of any extra wiring. Thus, from this new-generation bus came VoB technology for voice over bus transmissions. The I-BUS allows the SmartLiving system to grow in accordance with installation needs. The bus accepts proximity readers, keypads with graphic displays, input/output expansions, wireless transceivers, GSM diallers and sounderflashers. The SmartLiving system is capable of enrolling all the bus peripherals automatically, thus further smoothing the process of system configuration. The I-BUS can be protected, sectioned and regenerated by means of IB100 bus isolators/regenerators.

## System functions, features and options

The control panel can be enhanced with a SmartLogos board. As a result of VoB technology, this board provides a vast assortment of advanced voice functions which make the SmartLiving system a breakthrough product in the sector of intrusion control. The matrix is the brain of the system and allows the correlation of the actions and events the system manages. Each of the system events can be associated with output actions, voice dialler actions and digital dialler actions. The system can be accessed by user codes and proximity keys/cards. It is possible to associate each code/key/card with one of the Weekly Timers which can then be programmed to enable/disable it at certain times of the day. The smartLiving system can be configured as a "hybrid" system in view of the fact that it is capable of managing both hardwired and "Air2" wireless peripherals. This type of configuration allows it to integrate the new-generation wireless capabilities provided by the "Air2" two-way transceiver. The excellence of connection flexibility offered by the SmartLiving system is yet another of its strongpoints. The system offers an all-set-to-go Voice dialler and a likewise friendly Digital dialler that readily satisfies all the requirements of alarm receiving centres. The SmartLiving system can also be accessed and controlled over-the-phone (PSTN) via the SmartModem100. Additionally, if you wish to provide the system with an alternative communication channel over the GSM network, simply install Nexus. This innovative GSM device manages voice and digital communications, receives SMS commands and sends programmable SMS messages when specific events occur. The SmartLAN/SI and SmartLAN/G boards offer a level of connection flexibility which is unparalleled. These boards provide TCP/IP connectivity and allow the intrusion control panel to send e-mails and attachments. They allow end users/operators to access the system via the Internet and provide a web-server function. The latter allows end users/operators to connect to the control panel from any PC and verify the status of the system and interact with it. The web-server, embedded in the SmartLAN/G, also allows users/operators to use their Smartphones as SmartLiving wireless keypads, both inside the protected premises, via WiFi, or from any part of the world over GPRS. The control panel can be programmed from any LCD keypad or via a PC running SmartLeague software. Programming from an LCD keypad is quick and easy, as it is possible to use the default settings which completely eliminate the need to configure the parameters of the Voice dialler and Digital dialler. This programming method is very straightforward, as the operator is guided through the process by means of explicit graphics and easily understandable visual instructions. Configuring the system from a PC is totally trouble free, as it is mainly a series of cut-and-paste and drag-and-drop operations which reduce the operators work to a minimum. SmartLeague software provides an innovative Text-to-speech function which allows operators to create voice messages by merely typing-in the relative text. This function eliminates all the difficulties attached to normal voice recording. The high-speed RS232 port reduces local on-site programming to a split-second task.

## Main features of SmartLiving Systems

	SMARTLIVING				
	505	515	1050	1050L	10100L
<b>Hardware features</b>					
Number of terminals supported by the system	5	15	50		100
Number of terminals available for mapping and relocation	5	15	50		100
Terminals on motherboard (configurable as inputs or outputs) •	5 (0)	5 (0)	10 (5)		10 (5)
Programmable relay on motherboard	1	1	1		1
Number of programmable open-collector outputs on motherboard	2 (150mA)		2 (500mA)		
Number of partitions available	5		10		15
Relay and power-diffusion board (accessory item)	-	-	-	Yes	
IP Connectivity management (using SmartLAN)			Yes		
Flex5 expansion board housing	-	-	-	Yes	
GSM device housing			Yes		
Power supply	1.2A	1.2A	3A		5A
RS232 Port			Yes		
Power charge monitored by temperature probe (ProbeTh accessory item)			Yes		
Battery test circuit			Yes		
Control-panel firmware upgrading capability			Yes		
Peripheral-firmware upgrading capability via control panel			Yes		
Enclosure	Metal				
Battery housing	7Ah		2x17Ah		
Dimensions (HxLxP)	305x220x80 mm		500x380x95 mm		
Weight without battery	2.5 Kg	2.5 Kg	2.2 Kg	5.1 Kg	5.3 Kg
<b>I-Bus devices</b>					
I-BUS peripherals enrolled automatically			Yes		
Number of Joy and nCode/G keypads supported	5		10		15
Number of nBy readers supported	10		20		30
Number of Flex5 5-terminal Expansions supported	4	10	20	40	
Ivy-B Sounderflasher			10		
Number of Air2 Wireless Transceivers supported (1 for versions before 3.00)	4	10	20	30	
Nexus GSM/GPRS module			1		
<b>Air2 wireless devices</b>					
MC100 Magnetic contacts and/or IR100 PIRs	5	15	50	100	
Wireless keyfobs (KF100)	50		100	150	
<b>Authentication</b>					
Installer access codes			2		
Number of user-access codes (can be controlled by timers)	30		50		100
Number of nKey Tags or nCards card (can be controlled by timers)	50		100		150
<b>Telephone communications</b>					
Telephone contact numbers			15		
Telephone line check			Yes		
Automatic voice dialer (SmartLogos30M option, refer to Voice functions)			Yes		
Integrated automatic digital-dialer			Yes		
Integrated remote programming modem			Yes		
<b>Input terminals</b>					
Auto-learning of zone-balance •			Yes		
Zone doubling (each input manages 2 zones)			Yes		
Input terminals for shock and rollerblind sensors on control panel			2		
Number of input terminals for shock and rollerblind sensors on keypad			2 on Joy, 1 on Concept		
Number of input terminals for shock and rollerblind sensors on expansion boards configurable as inputs or outputs			4		
Programmable input-zone thresholds			Yes		
Input threshold trimmer •			Yes		

## Operating principles and features of Smartliving system

	SMARTLIVING				
	505	515	1050	1050L	10100L
<b>Voice functions on motherboard</b>					
Keypad-to-keypad Intercom (Joy/MAX keypads)			Yes		
Remote Listen-in function with choice of location (Joy/MAX keypads)			Yes		
<b>Voice functions on SmartLogos30M board (accessory item)</b>					
Automatic-Answephone function (customizable)			Yes		
Voice-memo slot (one message per Joy/MAX keypad)			Yes		
Local voice-prompt menu (customizable)			Yes		
Voice-prompt menu over-the-phone (customizable)			Yes		
Voice notifier on local keypad (Joy/MAX)			Yes		
Automatic Voice-dialer			Yes		
Message recording at Joy/MAX keypads			Yes		
Message recording from PC (using microphone or .wav)			Yes		
Message recording from PC (using text-to-speech function)			Yes		
<b>Nexus GSM functions (version 4.00)</b>					
Voice dialer over GSM Network			Yes		
Sends pre-edited and customizable SMS text messages for each event			Yes		
Programmable priority-management of PSTN and GSM channels for each event			Yes		
Activates control panel shortcuts via SMS text message or CallerID			Yes		
Answerphone and DTMF command management functions			Yes		
Automatic Balance check			Yes		
Voice, digital and SMS message Emergency communication			Yes		
<b>Other features</b>					
Week-to-week timers (each with 5 'exception' periods) for automatic arming and enablement			10	20	
Thermostats with manual, daily, weekly and antifreeze management (from 3.00 version)	5		10	15	
Programmable timer-controlled events (4.00 version only)	10		30	50	
Automatic daylight saving time			Si		
Programmable scenarios (arming configurations)			30		
Shortcuts (one-stroke actions)			37		
Programmable icons			50		
Number of tigger events	360	430	840	1430	
Rolling event buffer (250 for versions before 3.00)			500	1000	
Events log filter			Yes		
Saves compact event details			Yes		
Manages shortcuts on function keys (12) and on numeric keys (10) on Joy and Concept keypads			Yes		
Shortcuts on LEDs (4) on nBy Readers			Yes		
Manages Events-Actions matrix			Yes		
Generates "start of" event-related actions			Yes		
Generates "end of" event-related actions			Yes		
Programming software runs under Windows			Yes		

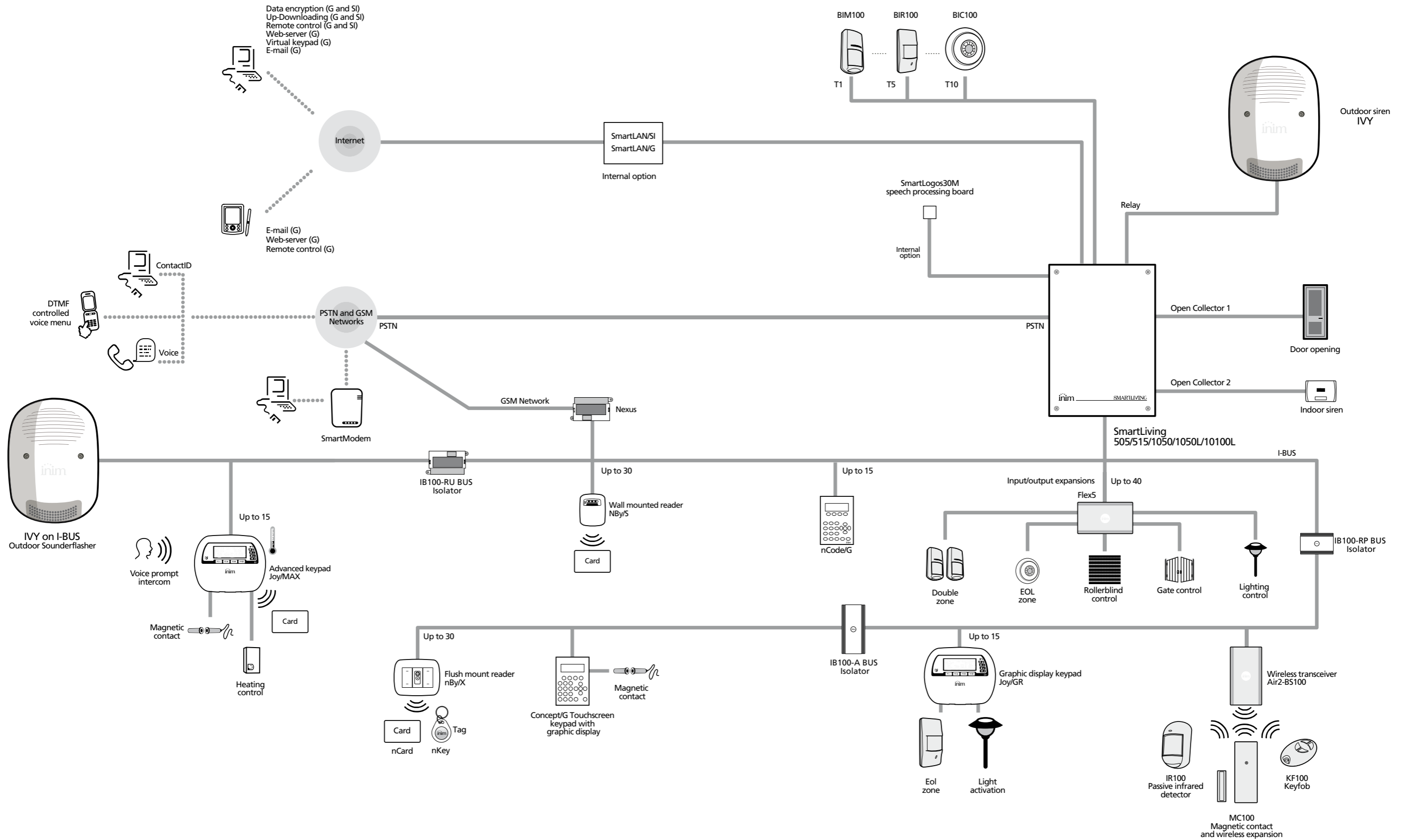
• Patent Pending.

## ORDER CODES

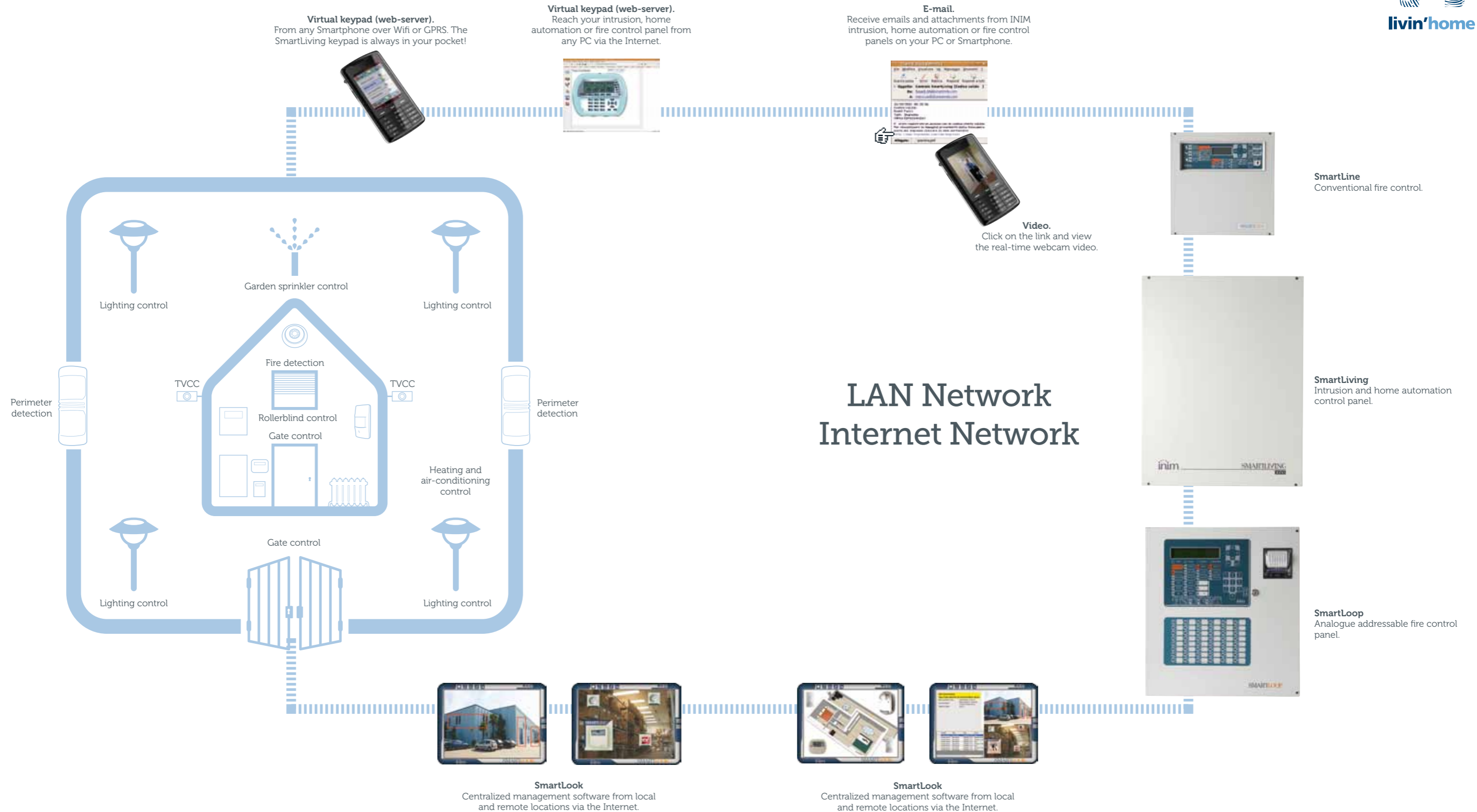
**SmartLiving505:** intrusion control panel - 5 terminals, 5 partitions, 1.2A power supply, optional connectivity over GSM and TCP/IP.  
**SmartLiving515:** intrusion control panel - 5 to 15 terminals, 5 partitions, 1.2A power supply, optional connectivity over GSM and TCP/IP.  
**SmartLiving1050:** intrusion control panel - 10 to 50 terminals, 10 partitions, 3A power supply, optional connectivity over GSM and TCP/IP.  
**SmartLiving1050L:** intrusion control panel - 10 to 50 terminals, 10 partitions, 3A power supply, optional connectivity over GSM and TCP/IP.  
**SmartLiving10100L:** intrusion control panel -10 to 100 terminals, 10 partitions, 3A power supply, optional connectivity over GSM and TCP/IP.  
**SLivingMAN-PROG:** programming guide for SmartLiving systems.



## SmartLiving System



SmartLiving System: home automation the Inim way



# Joy, nCode/G and Concept/G



The keypad plays a major role in every intrusion-control system. It is the appliance which users deal with daily, therefore, ease of use is essential. Additionally, it is also part of the furnishings and must blend in perfectly with its surroundings. INIM keypads do just that. They skilfully combine first-rate technical features with an elegant design which flatters even the most exacting backdrop requirements. The sleek casing and slimline key assembly considerably reduce overall size without giving way to reduced manageability. The explicit display icons clearly indicate the "Shortcuts" that transform normally time-consuming sequences into simple keystroke commands through the 4 function keys. Following is a description of the features provided by the Joy, nCode/G and Concept/G keypads.

## Joy series keypads

Joy series keypads come in light-coloured casings with keypad-protecting down flips. These attractive keypads provide 4 on-view "Shortcut" keys which also work as "Emergency key duos". The Joy series keypads are primary Easy4U technology components thus allow users to take full advantage of the "Shortcuts" and voice functions. The two models differ only in potential. The Joy/MAX has several important enhancements, for example, the on-board microphone and speaker unit for voice functions. The Joy/MAX keypad is capable of guiding users through operations by means of voice prompts. These prompts steer users through operations with ease and pilot every step of arm/disarm operations. The voice functions also provide notification of events which occur on the system and consent to keypad to keypad intercom connections. The Joy/MAX keypad is also equipped with a reader and a room-temperature sensor (shown on the display). The temperature sensor also functions as a thermostat for room-heating control which can be set in manual, weekly, anti-freeze mode. The built-in reader allows users to access the system using a Tag or Card instead of typing in a code. Both models are equipped with two input/out terminals and dislodgement and open-tamper protection devices.

## Concept/G keypads

This effective key-free system management tool makes it much easier for end-users to interact with their security systems. The super bright, intuitive touchscreen permits fast access to all functions and consents to trouble-free control of the security system. The certainty of the superior technology embedded in this product is immediately apparent. Touchscreen control offers unbeatable accuracy and enhances reliability. The easy-clean, glossy black casing with its attractive vertical structure allows this product to blend seamlessly with any décor. 4 "Shortcut" keys, located directly under the graphic display, allow easy control of the system and also operate as "Emergency key duos". The Concept/G keypad is equipped with an input/output terminal and dislodgement and open-tamper protection devices.

## nCode/G series keypads

nCode/G series keypads have glossy black or white casings with an attractive vertical profile. The polished contour of this keypad conveys the certainty of the superior technology inbuilt in this product. The keys are always conveniently on view to ensure fast access to all functions. The 4 "Shortcut" keys, directly under the graphic display, allow easy control of the system and also operate as "Emergency key duos". The nCode/G keypad is equipped with an input/output terminal and dislodgement and open tamper devices.

The following table describes the main features of the Joy, Concept/G and nCode/G series keypads

	nCode/G	Concept/G	Joy/GR	Joy/MAX
Backlit graphic display	Yes	Yes	Yes	Yes
Easy4U icon interface	Yes	Yes	Yes	Yes
Easy4U voice interface	-	-	-	Yes
Programmable "In Standby" backlight	Yes	Yes	Yes	Yes
Programmable "Active" backlight	Yes	Yes	Yes	Yes
4 signalling LEDs	Yes	Yes	Yes	Yes
FlexIO terminals programmable as Inputs or outputs	1	1	2	2
Input terminals accept rollerblind sensors	Yes	Yes	Yes	Yes
Output terminal	Yes (150mA)	Yes (150mA)	Yes (150mA)	Yes (150mA)
Signalling Buzzer	Yes	Yes	Yes	Yes
Protected against break-open tamper (casing open)	Yes	Yes	Yes	Yes
Protected against break-off tamper (unit off wall)	Yes	Yes	Yes	Yes
Flush mount to gang boxes	Yes	Yes	Yes	Yes
Microphone and speaker:	-	-	-	Yes
Card/Tag reader with 4 programmable "Shortcuts"	-	-	-	Yes
Access to "Shortcuts" on TAG or CARD	-	-	-	Yes
Temperature sensor with temperature display	-	-	-	Yes
Chronothermostat function (manual, weekly, with anti-freeze function)	-	-	-	Yes
Dimensions (HxWxD)	129x87x16,5 mm	129x87x16,5 mm	116x142x20 mm	116x142x20 mm
Weight	135 g	155 g	160 g	180 g

### ORDER CODES

**Joy/GR:** keypad with backlit graphic display for SmartLiving system control.

**Joy/MAX:** keypad with backlit graphic display with built-in card reader, microphone, loudspeaker and temperature sensor for SmartLiving system control.

**Concept/GN:** keypad with backlit graphic display and touch keys for SmartLiving system control, in black enclosure.

**Concept/GB:** keypad with backlit graphic display and touch keys for SmartLiving system control, in white enclosure.

**nCode/GN:** keypad with backlit graphic display for SmartLiving system control, in black enclosure.

**nCode/GB:** keypad with backlit graphic display and touch keys for SmartLiving system control, in white enclosure.



# Proximity readers - nBy series



wall-mount nBy/S reader



nBy/X universal flush-mount nBy/X reader (patent pending)

The proximity reader is the easiest way to interact with the SmartLiving intrusion control system. By simply holding a tag or card in the vicinity of the reader it is possible to control the system.

The proximity reader is particularly useful when arming or disarming the system or specific partitions. However, it can also be used to control remote appliances such as doors or lights, or even to trigger "groups of actions" associated with specific "Shortcuts". INIM offers two models: the Wall-mount nBy/S, and the Flush-mount nBy/X.

The Wall-mount nBy/S has been especially designed to merge with various types of residential and commercial surroundings. Its stylish appearance and reduced size make it totally backdrop-friendly.

The Wall-mount nBy/S is equipped with break-open and break-off tamper protection and a warning buzzer (used by the control panel to provide audible signals). Moreover, on account of the mechanical solutions employed and the heavy-duty enclosure, the Wall-mount nBy/S model is IP34 rated and therefore is suitable for outdoor use. The Flush-mount nBy/X is a gem of electronic and mechanical engineering. Every day installers are faced with new-style cover plates.

Different sizes, shapes and even colours appear regularly, yet in spite of this over-provision it is still difficult to find the right reader for the cover plates used at the place of installation. INIM's R & D professionals decided to accept the challenge and solve this problem. And now, thanks to their brilliant perception of installer company needs, INIM is able to offer a "Universal" solution that integrates proximity readers with all makes of cover plates. With the Flush-mount nBy/X the problem of reader-compatibility with cover plates does not exist. Both wall and flush mount models are equipped with four LEDs which can be associated with Arming "Scenarios" (Arming configurations) or "Shortcuts" (actions which transform normally time-consuming sequences into single action commands). It is also possible to program a tag or card with a customized "Shortcut" that is valid for a specific tag or card user only.

The Proximity Reader system can be controlled by tags or cards.



nKey



nCard



Example of flush-mounted nBy/X



## Main features


	nBy/S	nBy/X	nKey	nCard
Dimensions (HxWxD)	80x64x17 mm	50x19x51 mm	35x28x6 mm	54x85x1 mm
Weight	45 g	25 g	5 g	6 g

## ORDER CODES

- nBy/S:** reader RFID wall mount.
- nBy/X:** universal flush mount nBy/X reader.
- nKey:** tag for RFID readers - nBy series.
- nCard:** card for RFID reader - nBy series.

# SmartLogos30M

## Voice board for SmartLiving intrusion control panels



To really appreciate the vast array of exceptional voice functions offered by the SmartLogos30M board, you have to see it in operation with a SmartLiving system. Although small, this board packs a concentrate of superior technology and unique features that are hard to find in today's intrusion control systems.

Even the numbers relating to the main features of this tool give some idea of its capabilities. In fact, the SmartLogos30M board provides 30 minutes of voice transmission which can be allocated to as many as 500 voice messages. And, all you need to do is type-in the contact telephone numbers and the SmartLogos30M-equipped panel will be capable of sending 400 factory-recorded messages. After that, simply change the "names" of the system elements and you will have a customized system. Customization can be done at the keypad, using the voice programming function or via a computer. In the latter case, the solutions are truly state-of-the-art. You can either record a message through the computer microphone, or extract a .wav file from an archive and send it to the control panel.

SmartLogos30M also offers a text-to-speech function which allows you to record messages by simply typing-in the respective text and generating the voice message through the computer.

Other interesting functions are the Voice menu over-the-phone and Voice menu on-keypad that guide the user through all operations with ease. The voice prompts are already on board and require no programming, you just need to set up the menu (separately for each user). This method eliminates all the difficulties connected with normal voice recording. In fact, the system generates the voice menu automatically, using the selected pre-recorded messages. In this way, the menu is extremely effective and allows users to interface with the system with ease, whether they are at a keypad or connected to the control by means of a cell phone.

Access to the voice menu from remote locations during calls to and from the control panel (respectively during query/command calls and event report calls).

The combination of the SmartLogos30M potential and VoIB technology allows the SmartLiving system to provide an intercom function which allows users to contact and talk to each other from different parts of the building (warehouse to office, garage to house, etc.). The SmartLogo30M also provides a memo box where the user can leave messages. Thanks to the SmartLogos30M, the SmartLiving system is capable of warning the system users of events as they occur. This is useful when it is necessary to inform the user of faults, or to warn the user to leave the protected area after an arming operation, or to warn them to disarm the system after violation of a delayed input zone (during Entry Time).

SmartLogos30M is far more than a simple "voice board". It is a concentrate of technology and easy-to-use advanced functions. SmartLogos30M, as many other elements of the SmartLiving system allows installers to stand out from the rest and to lead the way.

## Main features

Up to 30 minutes of voice-message time	
Recordable voice messages (of which pre-recorded)	500 (400)
Automatic-Answerphone function (customizable)	
Voice-memo slot (one message for Joy/MAX keypad)	
Local voice-prompt menu (customizable)	
Voice-prompt menu over-the-phone (customizable)	
Voice notifier on local keypad (Joy/MAX)	
Automatic Voice-dialer	
Message recording at Joy/MAX keypads	
Message recording from PC (using microphone or .wav)	
Message recording from PC (using text-to-speech function)	
Dimensions (HxWxD)	20x20x15 mm
Weight	10 g

## ORDER CODES

**SmartLogos30M:** voice board for SmartLiving control panels.

## Nexus

### I-BUS integrated GSM/GPRS module



The Nexus is no "run-of-the-mill" GSM device. It is outside the normal scheme of things and launches the user into the world of connectivity. Nexus offers excellence in operational capabilities. These capabilities are accomplished also thanks to the close integration of the device with control panels from the SmartLiving series. The integration between the Nexus and the control panel is so close that Nexus is no longer an "external" element of the control panel that requires separate programming. It is an "internal" element of the SmartLiving system and as such is programmed by simply programming the system. Integrating the Nexus into the SmartLiving system is simple. You simply connect it to the BUS like any other peripheral such as a keypad, a proximity reader or an expander. No other connection to the control panel is required. This allows you to install the device directly on the control panel or, if you need to improve GSM reception quality, install it at a distance by means of a simple I-BUS connection. The distance between the GSM device and the control panel is not a problem, aboveall, if you consider that the BUS can be expanded by means of isolators or repeaters from the IB100 series. When the device is connected externally to the control panel, it is possible to activate the emergency communication functions. In fact, if the communications between the Nexus breakdown, due to a fault or act of delinquency, the Nexus is capable of sending voice calls, digital reports and SMS messages completely on its own. When the Nexus is connected to the BUS of the SmartLiving control panel, it can be programmed to send voice calls and digital reports over the landline and over the GSM network (interfaced through the Nexus). The Nexus provides the maximum in freedom of choice and programming simplicity. It is also capable of answering incoming calls, by providing the control panel with an extra number (SIM number). In such situation, the system will activate the Voice menu (which accepts DTMF commands over-the-phone), one of the most appreciated functions provided by the SmartLiving system. The Voice menu is made available every time the control panel calls a user who has access to this function. The Nexus provides the SmartLiving system with a set of powerful SMS send/receive functions. These functions allow the control panel to send customized SMS text messages for each event and also allow the user to send SMS commands to the control panel, in order to: arm/disarm the system, activate scenarios, activate/deactivate outputs, make queries, etc. All these operations are code protected (CallerID required). The device is capable of recognizing the user and automatically configuring itself to manage low credit balance or imminent SIM expiry. If such conditions occur, the device will generate an event in the control panel, and it will be the installer's responsibility to choose the necessary remedy from the many options available (activate outputs, activate voice messages on the keypad, voice or digital calls, send SMS messages, etc.). The device comes with a practical magnetic antenna and 3 meters of cable for easy installation.

#### Main Features

Voice dialer over GSM Network
Digital dialer over GSM Network
Sends pre-edited and customizable SMS text messages for each event
Activates control panel shortcuts via SMS text message
Activates control panel shortcuts via CallerID (200 numbers)
Command-done SMS or ring feedback
Divert incoming SMS
Programmable priority-management of PSTN and GSM channels for each event
Answerphone and DTMF command management functions
Device status viewable on system keypad
Automatic Balance check
SMS message notification of device status (GSM provider, credit balance, faults, etc.)
Voice, digital and SMS message Emergency communication
Dimensions (HxLxD): 59x108x20 mm
Weight: 60gr

#### ORDER CODES


**Nexus:** I-BUS integrated GSM/GPRS module for SmartLiving control panels

## Flex5

### Input and Output expansion board



Flex5/P



Flex5/U

The Flex5 expansion board increases the number of inputs (zones) or outputs available on the SmartLiving system. The board receives commands and power via the I-BUS. The power supply to the device and the two ancillary power outputs are protected against short-circuit and overload. The Flex5 expansion board has 5 terminals which can be used as either zones or outputs. If programmed as inputs, terminals 1 to 4 directly accept shock and rollerblind sensors. If programmed as outputs, these terminals can sink 150mA. The Flex5 expansion board has a built-in signalling buzzer which can be activated separately from the terminals. The device is protected against break-open and break-off tamper (these protections can be disabled if necessary).

#### Main features

	Flex5/P	Flex5/U
Terminals		5
Terminals which accept shock and rollerblind sensors		4
Maximum current draw for output terminals		150mA
Resettable fuse protects bus load current draw		300mA
Ancillary power supply		2
Integrated Buzzer		Yes
Protected against break-open tamper	Yes	-
Protected against break-off tamper	Yes	-
Dimensions (HxWxD)	80x126x27 mm	59x108x20 mm
Weight	106 g	67 g

#### ORDER CODES

**Flex5/P:** input and output expansion board with tamper protection.

**Flex5/U:** input and output expansion board with terminals on-view..

## SmartModem100

### Modem for remote programming and control



The SmartLiving system can be remote controlled and programmed over the PSTN line through a SmartModem. The SmartModem must be connected to a computer which runs INIM's SmartLeague software. The modem interfaces with the computer through a USB port. It is powered directly through the USB port thus avoiding the need of any external power supply. Its reduced size makes placement unproblematic.

#### Main features

Programmable connection speed (baud rate)	
Automatic calibration os signal amplitude	
Dimensions (HxWxD)	125x100x34 mm
Weight	150 g

#### ORDER CODES

**SmartModem100:** modem for remote programming and control.



# IB100

## I-BUS Isolators

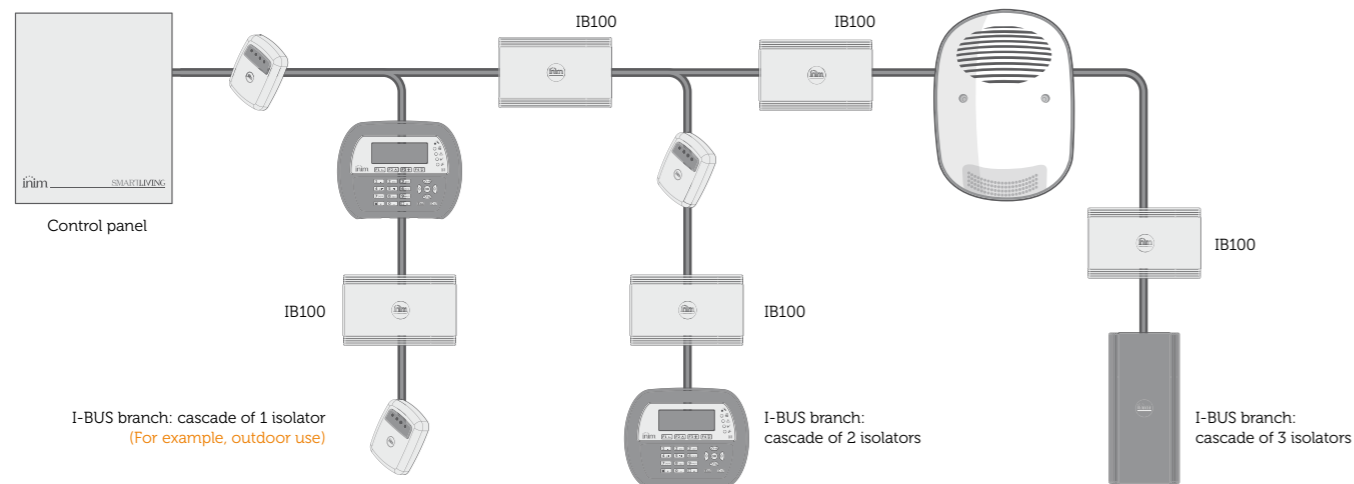
The BUS is without doubt one of the most important components of any intrusion control panel. It is the "backbone" of the system, in fact, the BUS carries information from the control panel to the system peripherals and vice versa.

Therefore, if the system is to provide maximum reliability, then the BUS must do the same. To assist installers in this task, INIM provides several BUS isolator versions. The standard version, IB100-R, protects and regenerates the BUS data signals. The enhanced version, IB100-A, protects and regenerates the BUS data signals and its power supply.

Using an isolator limits BUS trouble caused by eventual anomaly (short-circuit, tamper) to the isolator-protected section and simplifies identification of it the section involved.

As a result of the regeneration feature, fitting an isolator to the BUS also allows you to extend its length.

The IB100-A is also useful safeguard against acts of vandalism acts to peripherals located in non-protected areas. If a peripheral is damaged and the operating capacity of the BUS is at risk, the isolator, installed in the protected area will guarantee the functionality of the rest of the system.



### Main features

	IB100-RU	IB100-RP	IB100-A
Maximum number of isolators in cascade	5	5	5
Maximum number of isolators in parallel	50	50	50
Galvanic isolation of data (D, S)	Yes	Yes	Yes
Regeneration of data signals (D, S)	Yes	Yes	Yes
Tamper signaling	-	Yes	Yes
I-BUS analysis function	Yes	Yes	Yes
Address programmable (for firmware upgrading)	Yes	Yes	Yes
Galvanic isolation of power supply (+, -)	Configurable	Configurable	Yes
Regenerated voltage of BUS power supply	-	-	Yes
Regenerated voltage of BUS power supply adjustable from 12 to 16Vdc	-	-	13,8Vdc
Maximum regenerated current (@13.8Vdc)	-	-	500mA
Permitted interval of input voltage	-	-	8-16Vdc
Dimensions (HxLxD)	59x108x20 mm	80x126x27 mm	171x80x27 mm
Weight	65g	100g	170g

### ORDER CODES

**IB100-RP:** BUS isolator with data regeneration and tamper protection.

**IB100-RU:** BUS isolator with data regeneration and on-view terminals.

**IB100-A:** BUS isolator with data and power-supply regeneration and tamper protection.

# The Ivy sounders/flashers



The IVY series self-powered sounder/flasher units are a stylish, highly efficient way of rounding off an intrusion control system. Easy to program and even easier to install, these units boast unmatched features and performance. The external heavy duty cover swings down on easy-to-free hinge projections (located on the both sides of the backplate) to provide a practical tool ledge. A metal inner-shroud protects all the components and reinforces the casing. New-generation Light-Emitting-Diode technology provides super-bright flasher signals and allows extra-low power consumption. The units also provide two status LEDs, positioned at the sides of the flasher. The sounder can be programmed to generate different audible signals, thus allowing users to identify different types of alarms and/or locate the place of alarm. The units offer many programmable parameters for maximum application flexibility, such as: Maximum alarm time, Input polarity, Flash frequency per minute, Trigger signal, etc. Two models are available: Standard and BUS. In the "Standard" model alarms are triggered by power cut or by the activation of the ancillary START input. The "BUS" model connects to the SmartLiving BUS and is supervised and managed by the control panel. This direct-connection approach greatly simplifies wiring and system programming. In addition, it consents to the activation of event-related signaling (different signals for different events) programmed through the control panel. The BUS connection allows the control panel to supervise tamper, low-battery and fault signals and also the battery and input-voltage levels. All units are equipped with a test circuit that allows them to spot and report fault conditions instantly to the control panel. They are also protected against dislodgement, forced opening, wire cutting and blow torch tamper. The Ivy/F model has an extra foam-tamper protection provided by the internal infrared circuitry of the loudspeaker. The system structure provides maximum rejection of false alarms. The IVY series Sounder / Flasher units are also available in a "metal look" version.

### Main features

	Standard model	"BUS" model •
Power supply	13,8Vdc	13,8Vdc (from I-BUS)
Alarm trigger	Power input	On BUS, with characteristics in accordance with the event
Ancillary trigger input	START input	Su bus
Alarm lock for maintenance	STOP input	Su bus
Ancillary signal LED trigger	LED input	Su bus
Fault signal	FAULT output	Su bus
Tamper signal	Relay with voltage-free contact	Su bus
Separate audibe and visual signaling	-	Yes
Volume adjustment	-	Yes
Power-voltage reading	-	Yes
Battery-voltage reading	-	Yes
Temperature reading	-	Yes
Dislodgement and Open-casing tamper protection	Yes	Yes
Blow-torch tamper protection	Yes	Yes
Foam tamper protection (F model only)	Yes	Yes
Metal inner-shroud	Yes	Yes
Super bright LED technology flasher	Yes	Yes
On-unit sounder/flasher parameter programming	Yes	Yes
Sound emission @ 3m.	103dBA	103dBA
IP34 rating	IP34	IP34
Dimensions (HxLxD)	288x207x106 mm	288x207x106 mm
Weight	2,7 Kg	2,7 Kg

• Compatible with SmartLiving panels from version 3.00.

### ORDER CODES

**Ivy:** self-powered sounder/flasher for outdoor installation.

**Ivy-F:** self-powered sounder/flasher for outdoor installation with foam-tamper protection.

**Ivy-M:** self-powered sounder/flasher for outdoor installation, metal look (chrome).

**Ivy-FM:** self-powered sounder/flasher for outdoor installation with foam-tamper protection, metal look (chrome).

**Ivy-B:** self-powered sounder/flasher for outdoor installation with BUS interface feature.

**Ivy-BF:** self-powered sounder/flasher for outdoor installation with foam-tamper protection and BUS interface feature.

**Ivy-BM:** self-powered sounder/flasher for outdoor installation, metal look (chrome) with BUS interface feature.

**Ivy-BFM:** self-powered sounder/flasher for outdoor installation with foam-tamper protection, metal look (chrome) with BUS interface feature.

# NRB100 Hornstrobe in stainless steel



The NRB100 self-powered hornstrobe is a highly efficient, heavy duty signalling device housed inside a stainless steel enclosure. A microprocessor continuously monitors all the device parameters and ensures high reliability and high-rate performance. Separate horn and flasher activation inputs provide maximum application flexibility. Horn signalling is managed by two piezoelectric elements which generate 110dBA @ 3m. NRB100 is capable of signalling open enclosure and dislodgement tamper on an output contact which provides 7 different balance modes. The NRB100 is also equipped with an LED input which provides an ancillary signal inside the device.

## Main features

Operating voltage 13.8V
Power voltage and alarm activation input
Alarm trigger input (B)
Flasher trigger input (F)
LED trigger input for ancillary signal (LED)
Programmable input polarity
Tamper signal contact with programmable balance resistance
Dislodgement and Open-enclosure protection
Piezoelectric horns
4 programmable tones
Battery test circuit
Parameter programming menu
Sound output
110dBA @ 3m
IP34 protection rating
Housing for 12V 2.1Ah battery
Dimensions (wxD): 203x293x52
Weight without battery: 1.5Kg

## ORDER CODES

**NRB100:** self-powered hornstrobe in stainless steel for outdoor installation.

# Smarty indoor siren



Italian design, Italian technology, Italian style.

With Smarty there is no losing out on performance. Italian quality at the best price.

The Smarty is fully microprocessor-controlled to ensure excellence in performance.

Uses piezoelectric sounder and super bright LED-technology flasher.

A direct move towards superior signalling features and low power consumption.

The device is tamper protected, and provides a sounder-shutdown input which allows the flasher to continue signalling.

## Main features

Power supply: 13.8Vdc
Current draw (max): 130mA
Sounder- modulation/shutdown input
Open-enclosure tamper protection
LED technology flasher ('G' version only)
Piezoelectric sounder
Sound output: 110 dBA @ 1 m
Light Intensity: 25lux @ 1m
Dimensions (HxWxD):75x112x30mm
Protection rating: IP31
Operating temperature: 0°C to +50°C
Weight: 110 gr

## ORDER CODES

**Smarty/SIB:** indoor siren, white color, 12Vdc powered

**Smarty/GIB:** indoor siren with flasher, white color, 12Vdc powered

**Smarty/GFR:** indoor siren with flasher, red color, 24Vdc powered

# SmartLAN series boards

Connectivity and accessibility are two fast-developing concepts which have overflowed from the professional world into the habitats and personal lives of the majority of people. Access to the Internet is no longer a prerogative of business organisations but is also an established reality in most private and household environments. The SmartLAN series boards use the Internet to provide SmartLiving systems with first-rate connectivity capabilities and communication features. INIM offers two accessory boards which provide Internet connectivity: SmartLAN/SI and SmartLAN/G. All SmartLiving control panels are IP connectivity capable. Both boards mount easily to the control-panel motherboard. The SmartLAN (albeit an interface) safeguards the control panel against rogue access by using a rigorous encrypting process which provides the system with a high level of security. Furthermore, in order to keep network administration simple, SmartLAN series boards are equipped with user-friendly software for easy-management of the dynamic IP addresses.



SmartLiving10100L with SmartLAN/G board (particular).



SmartLAN/SI

## SmartLAN/SI

The system-on-chip platform used in the SmartLAN/SI accessory board provides point-to-point networking capability and fast connectivity to the Internet. Therefore, it is possible to set up a remote connection and program or control the system via the SmartLeague software application. In effect, the SmartLAN/SI board grants the same level of access to the system as a local RS232 connection.



SmartLAN/G

## SmartLAN/G

The SmartLAN/G board operates in the same way as the SmartLAN/SI but in addition provides advanced remote-access and communication functions. The SmartLAN/G board is capable of sending event-related e-mails automatically. Each e-mail can be associated with a subject, an attachment and a text message. The attachment can be of any kind and is saved to an SD card. The message text can contain direct links to domains or IP addressable devices, such as a security cameras. In addition to e-mails, the SmartLAN/G board offers users global access to their control panels via any Internet browser accessed through a PC, PDA or Smartphone. In fact, the SmartLAN/G has an integrated web-server capable of distinguishing the means of connection and as a result provides an appropriate web-page for the tool in use. If the SmartLAN/G recognizes a PDA, it will provide a slim, functional screen which allows the user, even touchscreen-terminal user, to obtain the desired functions by way of a few touch-strokes. Smartphones can control the system in much the same way as a household keypad, from inside the house or from any part of the world. In the case of PC connections, the webserver will present a replica of the system keypad. Controlling the system from this virtual keypad is quick and easy as it is an exact replica of the one the user has on their real system. Both user and installer codes can access the system. This feature provides installer companies with trouble-free access to all their systems, and allows operators to view/change the connected control-panel parameters via Internet without the need of any specific INIM software application. The virtual keypad is one of the many important features provided by the web-server, which also allows users to manage partitions/zones and also view the timers and events log.



Web server - virtual keypad



E-mail received from SmartLiving

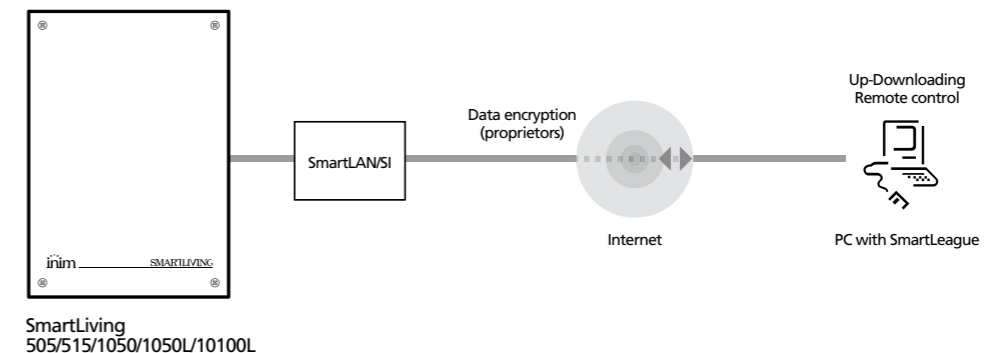


Virtual keyboard on smartphone

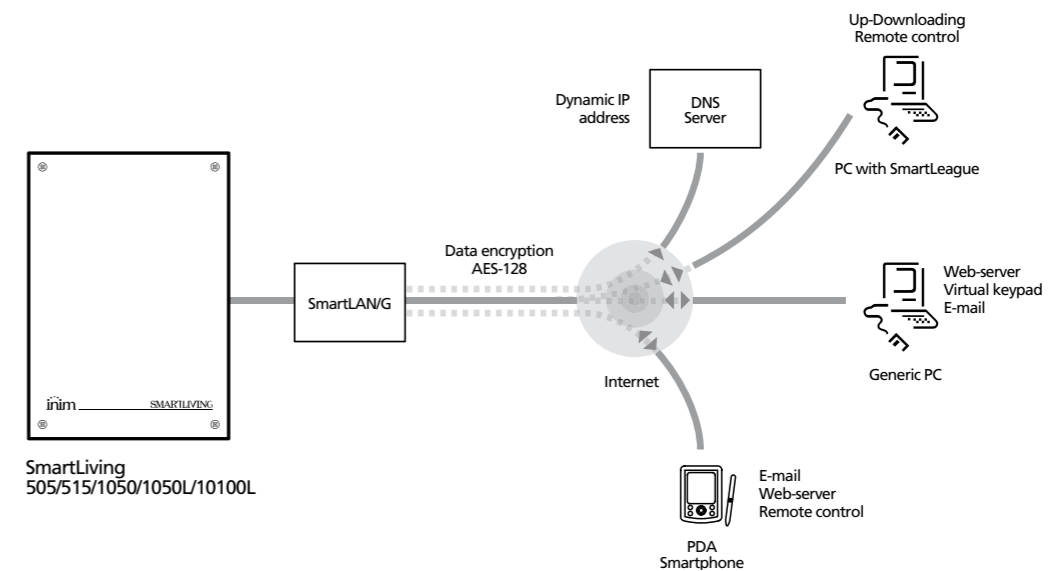
### Main features

	SmartLAN/SI	SmartLAN/G
Plug-in mounting to motherboard	Yes	Yes
Encrypted data	Proprietor	AES-128bit
Connection to LAN Ethernet 10-100 Base T	Yes	Yes
System programming and control over IP using SmartLeague software	Yes	Yes
Static IP address management	Yes	Yes
Dynamic DNS management	-	Yes
Sends e-mails with attached files	-	Yes
SD card connector	-	Yes
Attached files saved to SD card (not included)	-	Yes
Manages SD card memory	-	2GB
Web server functions for PCs, PDAs and Smartphones:		
• Virtual keypad	-	Yes
• Scenarios management	-	Yes
• Zone management	-	Yes
• Partition management	-	Yes
• View timer option	-	Yes
• View events log option	-	Yes
Dimensions (WxHxD)	54x81x30mm	54x81x30mm
Weight	45g	40g

### SmartLAN/SI equipped SmartLiving system



### SmartLAN/G equipped SmartLiving system



### ORDER CODES

**SmartLAN/SI:** Ethernet interface via Internet over TCP-IP.

**SmartLAN/G:** Ethernet interface via Internet over TCP-IP, with e-mail and web server features.



## AIR2

Frequently security professionals perceive the market need for a reliable, truly proficient wireless system. And now, thanks to INIM's perception of installer company needs, that system is available. The first-rate "Air2" wireless system operates over 868MHz band and moreover uses two-way signal transmission technology. This means that all the system devices transmit and receive signals. This two-way transmission technology also means that the traditional receiver has been replaced by a superior device that not only receives but also transmits signals to all the system devices. Therefore, the "Air2" system does not rely on one-way alarm signal transmission, like most wireless systems, but verifies the successful effect of the signal on the target device via a two-way wireless transmission channel. Security professionals will find the innovative operating principles and superior functions of the "Air2" wireless system more than convincing and will surely appreciate the advanced features of the system diagnostics. The transceiver connects directly to the control panel I-BUS (INIM's peripheral communication bus) and allows fully-integrated management of all wireless and hard-wired devices. INIM's "Air2" high-performance wireless system provides complete protection and in no way lowers security. Choosing "Air2" means reducing installation time to a minimum whilst at the same providing those hard-to-get-to spots with total protection. The "Air2" wireless system can be installed without defacing the structure it protects, and therefore finds its niche in buildings of importance such as churches and museums where extensive structural work would spoil the overall appearance of the building.



Air2-BS100

### Air2-BS100 Wireless Transceiver

Wireless Transceiver with I-BUS interface for connection to SmartLiving series control panels. The Air2-BS100/50 is capable of managing 50 devices (IR100 PIRs and MC 100 magnetic contacts) and up to 100 KF100 wireless keyfobs; the Air2-BS100/30 is capable of managing 30 devices and 50 keyfobs. Each device can be mapped to a terminal on the control panel, in the same way as each keyfob can be mapped to a SmartLiving control panel Tag.




Air2-IR100

### Air2-IR100 Passive Infrared Detector

Two-way communication PIR detector. This device is protected against dislodgement and open-cover tamper, and allows sensitivity adjustment from remote with no direct intervention on the detector. This device provides an option which allows you to disable the detection LED. It also provides an option which allows you to enable device operation only when the partition it belongs to is armed, thus greatly saving battery power. The detector is available in two models. Air2-IR100 is a 12m volumetric detector, Air2-IR100C is a 20m corridor detector.

### Air2-MC100 Magnetic contact (wireless expansion)

Defining this device as a magnetic contact is somewhat reductive. Besides providing two positions for the magnet, 90 degrees one from the other for device placement optimization, the MC100 magnetic contact provides 2 terminals which can be configured individually as input or output terminals. Configuring the terminals as inputs provides standard zone management (NO, NC, Single Balancing; Double Balancing), and also allows direct connection of shock and rollerblind detectors. Configuring the terminals as outputs grants access to a 150mA open-collector output. Alarms deriving from the magnetic contacts, and distinctly from the 2 terminals, will be signalled separately on the control panel. This device provides an option which allows you to change the "unused" magnetic contact (of the two present on the device) into a magnetic tamper protection. In this way, it will be capable detecting tamper attempts using magnets. This device is protected against dislodgement and open-cover tamper and is available in brown or white.



Air2-MC100

### Air2-KF100 Remote control keyfob

By means of a two-way transmission channel with the monitoring software, the KF100 remote control is capable of producing a visual feedback signal on its LED indicator. It has 4 control buttons which can be programmed through the control panel. This remote-control device also allows the user to arm/disarm the intrusion control system and open/close a gate or turn On/Off lights, it also provides an audible feedback signal indicating the successful outcome of requested operation. The KF100 provides a "lock keyfob" option which protects the keyfob against accidental operations.



Air2-KF100

### Technical features of the system

Operating frequency	868MHz
Communication type	Two-way
Modulation	GFSK
Channel	3

### Technical features of the AIR2-BS100 Transceiver

Wireless transmission	Two-way
Control panel connection	4 wires via the I-BUS
Number of wireless devices supported (MC100 IR100 magnetic contacts or infrared detectors)	50 (Air2-BS100/50), 30 (Air2-BS100/30)
Manages wireless signals (inputs and outputs)	50 - simulates up to 10 Flex5 expansion boards(Air2-BS100/50) 10 - simulates up to 10 Flex5 expansion boards(Air2-BS100/10)
Wireless keys supported (KF100)	100 (Air2-BS100/50), 50 (Air2-BS100/30)
Device mapping to control panel	On terminals
Wireless key mapping to control panel	On tag and card
Protections	Dislodgement and open cover
Supervision	Wireless-programmable Supervision Time
Dimensions (HxLxP)	171x80x27mm
Weight	130g

### Technical features of the AIR2-IR100 Infrared detector

Communication with transceiver Air2-BS100	Two-way
Protections	Dislodgement and open cover
PIR range	12m volumetric (Air2-IR100), 20m corridor (Air2-IR100/C)
Battery	CR123A
Battery life	3 years
Dimensions (HxLxP)	100x58x44
Weight	80g

### Technical features of the AIR2-MC100 Magnetic contact

Communication with transceiver Air2-BS100	Two-way
Protections	Dislodgement and open cover
Magnetic contacts	2 @ 90° can be used individually or as a pair
Terminals	2 configurable individually as input or output
Terminal balancing management	NO, NC, Single balancing, Double balancing
Rollerblind and shock detector management	Yes, on both terminals
Alarm signalling channels	Alarm signalling separate for magnetic contact, first terminal and second terminal
Colours	White and brown
Battery	CR123A
Battery life	4 years
Dimensions (HxLxP)	95x36x26mm
Weight	130g

### Technical features of the AIR2-KF100 Wireless key

Communication with transceiver Air2-BS100	Two-way
Buttons	4
Buttons functions	Programmable as control-panel shortcuts (arm, disarm, bypass, output activation, etc.)
Notifier LED	6, for command executed signals
Signalling Buzzer	Multitone
Loch keyfob	Yes
Battery	CR2032
Battery life	5 years
Dimensions (HxLxP)	61x41x12mm
Weight	15g

### ORDER CODES

- Air2-BS100/50:** transceiver (two-way) 868MHz, I-Bus connected, up to 50 detectors, up to 100 keyfobs.
- Air2-BS100/30:** transceiver (two-way) 868MHz, I-Bus connected, up to 30 detectors, up to 50 keyfobs.
- Air2-IR100:** infrared detector (two-way) 12m volumetric coverage.
- Air2-IR100/C:** infrared detector (two-way) 20m corridor coverage.
- Air2-MC100B:** magnetic contact (two-way) with 2 inputs/outputs (wireless expansions). White.
- Air2-MC100M:** magnetic contact (two-way) with 2 inputs/outputs (wireless expansions). Brown.
- Air2-KF100:** wireless key (two-way) with 4 programmable buttons.

# SmartLink

PSTN/GSM communicator and reserve line generator.



SmartLink (versioni G e GP)



SmartLink/P



SmartLink/REM-ANT



Scheda SmartLink



IPS12015



SmartLogos60

The SmartLink is the answer to all the PSTN and GSM network connection needs the installer faces. The P version works exclusively over the PSTN network. The main features are:

- Reserve line generator (G and GP versions)
- Voice and digital dialler on the GSM network (G and GP versions)
- Voice and digital dialler on PSTN (P and GP versions)
- SMS dialler (G and GP versions)
- SMS command management (G and GP versions)
- DTMF command management via GSM network (G and GP versions)
- DTMF command management via PSTN network (P and GP versions)
- Caller ID (G and GP versions)
- Nuisance incoming and outgoing call filter (G and GP versions)
- Intrusion control panel for small commercial applications (P and GP versions).

### Reserve line generator (G and GP versions)

This feature provides the devices connected to SmartLink terminals with a two-way communication channel - when and /or where the PSTN line is unavailable.

### The events

Only when the SmartLink is not limited to reserve line generator applications can its true potential really be seen. It has been especially designed to incorporate functions normally provided by several interconnected devices. The true core of the structure is the list of events the device recognises and generates. The flexibility-optimized structure allows the installer to program operations such as dialler activation (voice or digital), output control and the activation of advanced functions - separately for each event.

### Voice and digital dialler

When operating as a digital dialler, the SmartLink can generate calls and send voice messages and ContactID reports automatically on the land line or GSM network. The voice dialler feature is provided by the SmartLogos60 voice board (accessory item).

### SMS dialler (G and GP versions)

The SmartLink dialler feature manages 10 telephone numbers and provides 10 editable message slots.

### Input and Output terminals

The SmartLink has 5 terminals which can be programmed as inputs or outputs or both (Patent pending). This innovative feature provides maximum input/output flexibility for tailored applications.

### Intrusion control feature (P and GP versions)

By simply selecting this option, the device will add the intrusion control feature to its task list. Arm/disarm operations can be done using a keyswitch, via DTMF tones over-the-phone or by making a cost-free call to the SmartLink which, identifying the caller, will arm/disarm the system and confirm the operation by means of a feedback ring.

### Caller ID (G and GP versions)

The Caller ID feature is particularly interesting. This feature will allow users to activate the outputs, the on-board buzzer, filter incoming/outgoing nuisance calls, divert incoming SMS messages to pre-set numbers and to arm or disarm the system (if the intrusion control feature is enabled).

### SMS commands (G and GP versions)

Output activation, buzzer activation and device status enquiries can be done via SMS message with password entry if required.

### DTMF commands

The device can answer incoming PSTN line and GSM network calls and carry out DTMF tone commands, such as: arm/disarm, input status enquiry, output activation, buzzer activation and cancel call queue.

These commands can be sent with or without password entry.

### Software

The SmartLeague programming software (accessory item) rounds off perfectly the SmartLink product line up. This innovative software runs under .NET™ platform and provides the installer with a powerful easy-to-use interface tool.

### Hardware features

	model P	model G	model GP
Simulated PSTN line generator		•	•
Input/Output terminals (Patent pending)	5	5	5
Input terminals programmable as: NO, NC, EOL and DEOL	•	•	•
Output terminals programmable as: NO, NC, bistable, pulse	•	•	•
Input calibration (Patent pending)	•	•	•
Supports SmartLogos60 voice board (accessory item)	•		•
RS232 port for programming from PC	•	•	•
Ancillary power output (protected and limited to 400mA)	•	•	•
Tamper protection and peripheral device terminals	•	•	•
Metal box	•	•	•
External power supply/battery charger	•	•	•
Battery housing	12V 1.2Ah	12V 1.2Ah	12V 1.2Ah
Power	13,8Vdc - 650mA	13,8Vdc - 650mA	13,8Vdc - 650mA
Dimension (HxLxP)	220x133x55 mm	220x133x55 mm	220x133x55 mm
Weight (Kg)	0,9	0,9	0,9

### Operating features

Intrusion control	•		•
Event memory (32)	•	•	•
ContactID dialler on GSM network		•	•
ContactID dialler on PSTN	•		•
SMS dialler on GSM network		•	•
Voice dialler on GSM network (requires SmartLogos60 voice board)			•
Voice dialler on PSTN network (requires SmartLogos60 voice board)	•		•
DTMF command management via GSM network with or without code entry		•	•
DTMF command management via PSTN network with or without code entry	•		•
GSM or PSTN priority		•	•
Trouble signaling (battery, PSTN, GSM, Outputs)	•	•	•
Diverts Incoming SMS communications		•	•
Black list (block) for incoming GSM network calls (100 numbers)		•	•
Black list (block) for outgoing GSM network calls (100 numbers)		•	•
Caller ID for arm/disarm operations and output and buzzer control		•	•
Command management via SMS text with or without Sender ID		•	•
Command done' feedback ring or SMS message		•	•
Phone numbers for dialler functions (voice, digital, SMS message)	10	10	10
SMS message for SMS dialler function		10	10
Dialler call to GSM network or PSTN programmable for each separate event		•	•
Programmable events (periodic, maintenance, SIM card expiry date)	•	•	•
Credit notification with programmable credit threshold (Italy only TIM, Vodafone, Wind)		•	•

### ORDER CODES

- SmartLink/BP**: voice and digital dialler on PSTN.
- SmartLink/BG**: reserve line generator over GSM network.
- SmartLink/BGP**: reserve line generator and dialler over GSM network and PSTN line.
- SmartLink/MAN-INST**: installation manual.
- SmartLink/MAN-PROG**: programming manual.
- SmartLogos60**: voice board with 8 message slots – 60 seconds message time.
- SmartLink/REM-ANT**: remote antenna (cable 3m).
- IPS12015**: power supply/battery charger (optional), 1A@14Vdc.
- LINK232F9F9**: RS232 link between PC and INIM custom devices.



## Power-supply module and boxed power supply

INIM offers two switching power supply/battery charger units: the 3A model and the 5A model. Each model is available in an in-box version. The device comprises a switching power supply module housed in a metal casing that accommodates two 12V batteries. It is an ideal solution for installations where supervision of all the power supply components is not essential. All models provide a thermal probe input. The thermal probe protects the batteries against overheating and consequent permanent damage by measuring the battery temperature and regulating the power supply output voltage accordingly.



### IPS12040 Power Supply Module - 40W

- Input Voltage: 230Vac  $\pm$  15%, 50Hz
- Absorption from mains: 0.4A
- Output Voltage: 13.8Vdc
- Maximum output current: 3Adc
- Stability: higher than 1%
- Over-voltage protected
- Short-circuit protected
- Output voltage variations based on temperature (manages ProbeTH thermal probe)
- Metal casing

### BPS12040 Power Supply in metal box - 40W

- Battery housing for two 7Ah, 12V batteries
- Dimensions (HxWxD): 325x325x80mm
- Weight (without batteries): 3Kg



### IPS12100 Power Supply Module - 100W

- Input Voltage: 230Vac  $\pm$  15%, 50Hz
- Absorption from mains: 0.9A
- Output Voltage: 13.8Vdc
- Maximum output current: 5Adc
- Stability: higher than 1%
- Over-voltage protected
- Short-circuit protected
- Output voltage variations based on temperature (manages ProbeTH thermal probe)
- Metal casing

### BPS12100 Power Supply in metal box - 100W

- Battery housing for two 17Ah, 12V batteries
- Dimensions (HxWxD): 497x380x87mm
- Weight (without batteries): 6Kg



### ProbeTH

The Thermal Probe protects the batteries against overheating and consequent permanent damage by measuring the battery temperature and regulating the power supply output voltage accordingly.

## ORDER CODES

- BPS12040:** 12V, 3A power supply in metal box.
- BPS12100:** 12V, 5A power supply in metal box.
- IPS12040:** 12V, 3A power supply module.
- IPS12100:** 12V, 5A power supply module.
- ProbeTH:** thermal probe.

# KB100

## Wall-mount bracket for Concept keypads

The KB100 kit allows you to wire the Concept keypad using 6 installation-friendly terminals instead of the usual 6-wire method. The KB100 includes the board with the 6 wiring-terminals and a plastic housing.



## ORDER CODES

- KB100-N:** black wall-mount bracket and terminal board for the keypad.
- KB100-B:** white wall-mount bracket and terminal board for the keypad.



### AUXREL32

Relay and power supply distribution board. Provides 2 relays which can be driven separately by 2 open-collector outputs. Additionally, this board is capable of power distribution on 3 heat-fuse protected outputs. The type "L" metal enclosure of SmartLiving control panels provides housing for these boards.



### REL1INT

Single relay board. Transforms an open-collector output into a voltage-free contact. Operates at 12 or 24 V (selectable by means of a jumper). Provides 4 screw locations. Board Dimensions 45x35 mm.



### STD241201

Step-down power-supply module @ 24dc - 12Vdc  
Current reducer from 24V to 14V, ideally suited to drive the 12V devices (external sounderflashers, dialers, etc.) of fire detection control panels. Based on switching technology that offers high efficiency and low heat emission. Maximum output current 1A.



### LINK232F9F9

RS232 cable link between PC and INIM devices.



### LINKIBUS

Temporary cable link for I-BUS.



### LINKUSBAB

USB cable link between PC and INIM devices.



### TamperNO

Dislodgement tamper-protection device for SmartLiving control panels.



### LINKUSB232CONV

RS232-USB convertor cable with adaptor.



### ProbeTH

Thermal Probe for battery-charge optimization.

# Bluvista

INIM's cost-effective approach to intrusion detection

Bluvista is a convenient way of rounding off an intrusion control system which requires performance and reliability at a competitive price. INIM offers Infrared detectors, dual technology detectors and beam detectors for outdoor protection.

## Infrared detectors

INIM puts forward a line of Passive Infrared Detectors especially designed for residential applications. The motivating price/performance ratio makes these detectors ideal for applications where cost is a key issue and performance and reliability cannot be overlooked. The models below allow you to satisfy the needs of a large variety of applications.



### VISTA100 Passive infrared detector

- Detection range: 12m
- Alignment angle: 110°
- Look down surveillance
- Bypassable alarm LED
- Adjustable alarm-pulse duration
- Automatic temperature compensation

- Operating temperature: 0°C:50°C
- Power supply voltage: 9÷16Vdc
- Current draw (max): 20mA @12Vdc
- Installation height: 2,2m
- Dimensions (HxLxD): 100x58x44mm



### BIR100 Passive infrared detector

- Detection range: 10m
- Alignment angle: 110°
- Bypassable alarm LED
- Adjustable alarm-pulse duration
- Automatic temperature compensation

- Operating temperature: 0°C:50°C
- Power supply voltage: 9÷16Vdc
- Current draw (max): 20mA @12Vdc
- Installation height: 2,2m
- Dimensions (HxLxD):107x52x36,6mm



### BIC100 Ceiling mount passive infrared detector

- Detection range: 6m in diameter to 3.6m in height
- Alignment angle: 360°
- Digital signal analysis
- Bypassable alarm LED
- Adjustable alarm-pulse duration

- Automatic temperature compensation
- Operating temperature: 0°C:50°C
- Power supply voltage: 9÷16Vdc
- Current draw (max): 20mA @12Vdc
- Installation height: da 2,5m a 6m
- Dimensions (HxLxD):116x116x28,2mm

## Dual technology detector

The BM100 integrates the very best in new-generation technologies for motion sensing. The BM100 comprises a dual-technology piroelectric element and a microwave sensor.

As a result of digital signal analysis, it is capable of discriminating between the motion created by people and objects, thus greatly reducing the false-alarm rate. This high-capability device has many interesting features, such as: temperature compensation, white light immunity, look-down cover, AND/OR function, alarm-pulse counter, open-casing and dislodgement tamper protection.

The stylish enclosure allows it to blend in well with various backdrops. The BM100 is suitable for a vast array of applications: homes, shops, banks, public and buildings.



### BIM100 Dual technology detector

- Detection range: 12m in diameter x 12m
- Digital signal analysis
- X band strip-line antenna
- Alarm pulse counter
- Automatic temperature compensation
- White light immunity: above 10000LUX
- Look-down cover

- AND/OR function
- Double tamper protection: open cover ad dislodgement
- Operating temperature: 0°C to +50°C (14F to 122F)
- Power supply voltage: 9 to 16Vdc
- Current draw (max): 35mA @12Vdc
- Installation height: da 2.2m
- Dimensions (HxWxD):120x58x43mm

## Photoelectric beam detectors

Security professionals and final users alike put emphasis on the increasing need for perimeter protection. The penchant is for "fast" intrusion detection, attributable to the evident advantages of the early warning of such events. To satisfy this need, INIM offers a complete line-up of Photoelectric beam detectors. The line-up includes dual, triple and quad photoelectric beam detectors with outdoor ranges of 60 to 200 metres.

# BD-D060



## ORDER CODES

**BD-D060:** dual photoelectric detector, range 60m.

# BD-T100



## ORDER CODES

**BD-T100:** triple photoelectric detector, range 100m.

# BD-Q200



## ORDER CODES

**BD-Q200:** Quad photoelectric detector, range 200m.

	Dual photoelectric detectors model BD-D060	Triple photoelectric detectors model BD-T100	Quad photoelectric detectors model BD-Q200
Metodo di rilevamento	Infrared	Infrared	Infrared
Caratteristiche raggi	Dual beams	Triple beams	Quad beams
Portata in esterno	60m	100m	200m
Portata in interno	180m	300m	600m
Tempo d'intervento	Selectable from 50 to 700ms	Selectable from 50 to 700ms	Selectable from 50 to 700ms
Alimentazione	From 12Vdc to 24Vdc	From 12Vdc to 24Vdc	From 12Vdc to 24Vdc
Assorbimento	55mA max	80mA max	105mA max
Uscita di allarme	Form C relay (30Vdc, 0,5A)	Form C relay (30Vdc, 0,5A)	Form C relay (30Vdc, 0,5A)
Uscita di sabotaggio antiapertura	Form C relay (receiver only)	Form C relay (receiver only)	Form C relay (receiver only)
Regolazione orizzontale	+/- 90°	+/- 90°	+/- 90°
Regolazione verticale	+/- 5°	+/- 10°	+/- 10°
Grado IP	IP54	IP54	IP54
Dimensioni (HxLxP)	170x82x80mm	270x90x100mm	345x110x105mm
Peso (trasmettitore e ricevitore)	650g	2168g	3100g

## Brackets for photoelectric beam detectors



## ORDER CODES

**BB-L100:** bracket type "L" for BD-D  
**BB-L200:** bracket type "L" for BD-T and Q.

**BB-T100:** bracket type "T" for BD-D.  
**BB-T200:** bracket type "T" for BD-T and Q.

# Software SmartLeague

Programming and management software for INIM devices.



Each application contained in the SmartLeague package is distinct, however, all the applications share the same operational structure and interfaces.

The applications allow management of intrusion control panels from the SmartLiving series, GSM diallers from the SmartLink series and fire control panels from the SmartLine, SmartLight and SmartLoop series. So you will find everything you need for the system programming process in a single package.

The system programming and start-up phases take up a large part of the installer's time at the installation site. So, ever more frequently nowadays, installers are opting for computer-assisted programming methods. With this in mind, INIM's R & D professionals set out to create a software programme that would greatly simplify system programming and diagnostics. This was achieved by adopting a "visual" approach to these tasks. In fact, in addition to having "classic" programming grids, this new software also offers click-on thumbnails which provide you with pop-up menus and helpful prompts.

Furthermore, the task of moving a detector from one terminal to another can now be done by simply clicking-on the detector and dragging it to the desired terminal.

Additionally, during the system programming process, you will have the help of the device instructions, which can be consulted by clicking on the wiring diagrams on the display.

The programming process is further simplified by a powerful copy & paste option. This option is useful when you are dealing with a large number of elements (zones, partitions, events, timers, etc.) of the same type. In such cases, all you need to do is configure one element and then copy its profile onto all the others, thus saving you a considerable amount of time.

SmartLeague really makes a difference when it comes to diagnostics. It provides a clear, interactive view of the status of the system. Among the real-time data provided for GSM devices is the GSM signal level, the telephone network, eventual faults, etc.

When you use SmartLeague software to carry out diagnostics on a SmartLiving system, you have access to the system status in full detail. In this way, you can check the status of the zones, partitions, timers, peripherals and all the system elements. The level of detail allows you to check the wireless signal level of each specific device and at the same time check the environment noise level. This feature is extremely useful during wireless-device placement.

SmartLeague also is suitable for more complex structures which require data import and export functions, either for easy transfer of data between computers or to manage different operator access levels. For this purpose, SmartLeague has integrated powerful data management and access-control tools.

The software is open to all communication channels. SmartLeague is not limited to the management of a local RS232 interface, it also allows programming and control operations over the PSTN network, in this case, with the assistance of a SmartModem100 or even via the Internet through a (SmartLAN series network board).

The software can be downloaded, free of charge, at [www.inim.biz](http://www.inim.biz).



# SmartLook

Supervisory software





SmartLook is a centralizing-management software program for INIM fire detection and intrusion-control systems. It offers a vast application spectrum. Its modularity makes it ideal for industrial, commercial, home-automation and residential applications. A typical application is the centralized-supervision of several installations stationed in separate buildings or even different locations. Other classic applications are hotel receptions, congress centres, shopping malls and places where the constant supervision of a fire/security system allows operators, with the help of the essential information and a plan of action, to provide prompt response to alarm events. The SmartLook software program, thanks to its user-friendly interface also plays an important role in domotic installations. In fact, when it is combined with the management of a SmartLiving intrusion-control panel, a computer can actually become "house manager" and take full advantage of the true potential of the SmartLiving series control panels. For this purpose, it is possible to obtain the "lite" Intrusion licence which allows you to manage all the SmartLiving control panel functions and maximize the system capabilities. The SmartLook supervisory software uses graphic maps connected together in a "tree" structure. Each map accepts an arbitrary number of objects. The objects can be supervised elements (detectors, partitions, zones, outputs, etc.), a connection to another map, a connection to a web page (VCR web interface) or a command button with access level control. The system allows you to choose from 3 different notification levels for each event. The third notification level displays a fully-configurable page using HTML language (HyperText Markup Language). This makes the system completely configurable and consents to the insertion, for example, of Java applets which allow the operator to view the streaming of an IP camera. Thus permitting the operator to interact with the system in realtime. In intrusion control panels, for example, it will be possible for users/operators to control the status of the inputs, activate the outputs and implement operations such as: arm, disarm, bypass, output activation, etc. The SmartLook software integrates video capabilities and consents to the incorporation of telecameras and DVRs with IP network web interfaces. The SmartLook software is capable of importing the system configuration by reading it directly on the control panel, or importing it from the database of the SmartLeague software thus reducing programming time considerably. The system provides uncomplicated self-diagnosis functions which allow the operator to verify the status of communication between the software and control panels. It is also capable of managing different access levels. The SmartLook software comprises two separate applications. One application allows you to configure the system while the other, dedicated to the user, provides all the necessary supervisory functions.

Minimum hardware requirements	- Pentium 4 processors (3.2 Ghz) - Ram 2 GB - Audio board
Operative system	- Windows 2000* Professional with Microsoft* Data Access Component (MDAC) 2.8 or higher - Windows* XP, XP 64 - Windows* Vista, Vista 64 - Windows* Seven, Seven 64
Required hard disk space	500 MB
Maximum number of supervised control panels	25
Supervisory interface	RS232, Ethernet
Access level	Standard User, Supervisor, Administrator
Supported video resolutions	800x600, 960x600, 1024x600, 1024x640, 1024x768, 1152x964, 1280x720, 1280x768, 1280x800, 1280x960, 1280x1024

## ORDER CODES

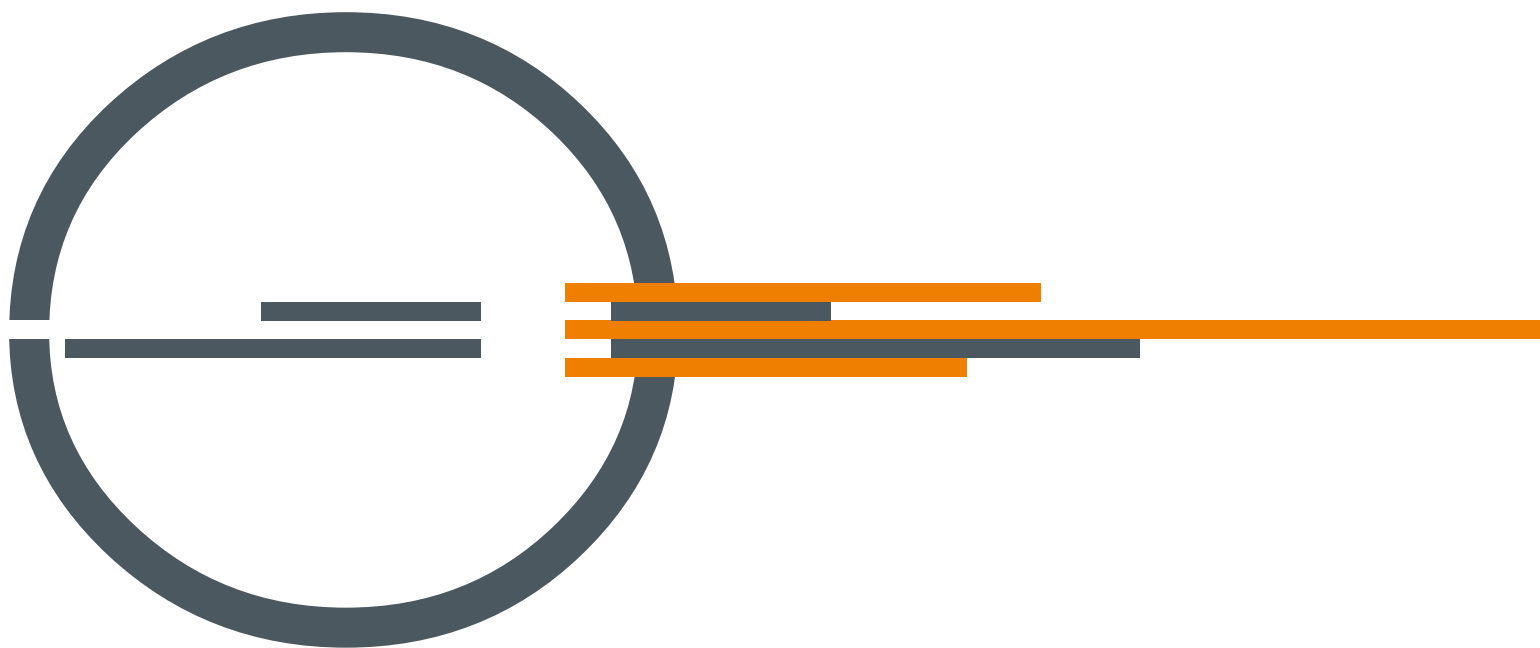
- SmartLook/F01L:** fire Licence "lite" - Licence to manage a SmartLoop or SmartLine fire detection panel. Non-expandable Licence
- SmartLook/F01E:** licence to manage a SmartLoop or SmartLine fire detection panel. Expandable Licence.
- SmartLook/F02E:** licence to manage two SmartLoop or SmartLine fire detection panels. Expandable Licence.
- SmartLook/F05E:** licence to manage five SmartLoop or SmartLine fire detection panels. Expandable Licence.
- SmartLook/F10E:** licence to manage ten SmartLoop or SmartLine fire detection panels. Expandable Licence.
- SmartLook/I01L:** intrusion Licence "lite" - Licence to manage an intrusion control panel from the SmartLiving series. Non-expandable Licence.
- SmartLook/I01E:** licence to manage an intrusion control panel from the SmartLiving series. Expandable Licence.
- SmartLook/I02E:** licence to manage two intrusion control panels from the SmartLiving series. Expandable Licence.
- SmartLook/I05E:** licence to manage five intrusion control panels from the SmartLiving series. Expandable Licence.
- SmartLook/I10E:** licence to manage ten intrusion control panels from the SmartLiving series. Expandable Licence.

\* Microsoft® and Windows® are the registered trademarks of Microsoft Corporation.



INIM on your telephone.  
This **QR code** will connect you directly to the Inim website.  
Simply Download the free software application via the Internet  
and install it on your cellphone.  
Activate the application and using the viewfinder scan the QR-Code.  
You will be taken directly to the web page associated with the QR-Code.





ISO9001 : 2008 Registered Company

via Fosso Antico Loc. Centobuchi  
63076 Monteprandone (AP) ITALIA  
Tel. +39 0735 705007 \_ Fax +39 0735 704912

info@inim.biz \_ [www.inim.biz](http://www.inim.biz)



DCCTINE0INTGOVER REV2.00 20101101

ISO 9001  
FM 530352