



D-TECT X MKIII Wireless Detectors



The BS8418 compliant D-TECT X detectors all feature quad PIR sensor modules, stylish IP65 fully tampered housings with a discreet internal antenna. Units accept 2 x 3 volt CR123 batteries, 500m RF transmission range on 868MHz and individual code for pairing to the receiver.

The receiver (GJD392) can be linked in its base form to 4 detectors and this can then be expanded up to 16 detectors, with the use of the GJD393 4-way expansion module.

Due to the number of individual detector codes (in excess of 16M), multiple receivers can be used on any site.

PRODUCT CODES

GJD430 D-TECT X MKIII 30m x 30m

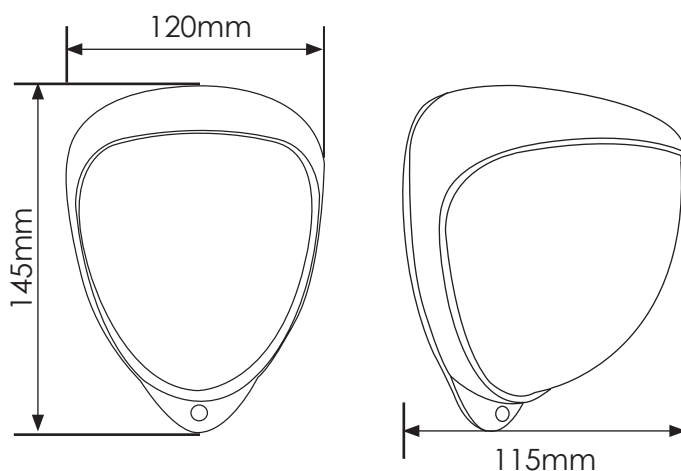
GJD440 D-TECT X MKIII 40m x 4m & 40m x 8m (supplied with 2 lenses)

GJD450 D-TECT X MKIII 50m x 10m

UNIQUE FEATURES
Adjustable pan and tilt
Available in a range of beam lengths
Discreet internal antenna
Wireless technology
Twin PIRs

END USER BENEFITS
Modern design
Easy to install
Highly cost effective
Great for temporary installations
Aesthetically pleasing design

DIMENSIONS



SECTORS



RESIDENTIAL



COMMERCIAL



INDUSTRIAL



BORDERS



MILITARY BASES



PORTS



POWER PLANTS



HERITAGE



AIRPORTS



PRISONS

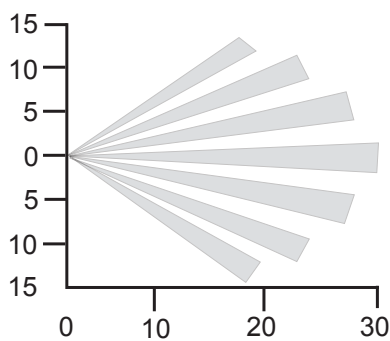
ACCESSORIES

GJD392	D-TECT X Receiver
GJD393	D-TECT X Expansion Unit
GJD394	D-TECT X Walk Tester
GJD397	D-TECT X Repeater
GJD305	Pole Mount

TECHNICAL	GJD430 D-TECT X MKIII	GJD440 D-TECT X MKIII	GJD450 D-TECT X MKIII
Transmission Range	500m Line of sight	500m Line of sight	500m Line of sight
Detection Range	30m x 30m	40m x 4m & 40m x 8m	50m x 10m
Detector Orientation	180° pan & 90° tilt	180° pan & 90° tilt	180° pan & 90° tilt
Mounting Height	Up to 6m - Optimum 3m	Up to 4m - Optimum 3m	Up to 4m - Optimum 3m
Tamper Switches	Front & rear tamper switches, case open and removal from wall	Front & rear tamper switches, case open and removal from wall	Front & rear tamper switches, case open and removal from wall
Outputs from GJD392 D-TECT X Receiver - Per Detector	1 Open Relay; 1 Closed Relay; Tamper; RF Loss; Low Battery, GJD Lighting System.	1 Open Relay; 1 Closed Relay; Tamper; RF Loss; Low Battery, GJD Lighting System.	1 Open Relay; 1 Closed Relay; Tamper; RF Loss; Low Battery, GJD Lighting System.
End of Line Resistance	N/A	N/A	N/A
Power Input	2 x CR123, 3 volt batteries*	2 x CR123, 3 volt batteries*	2 x CR123, 3 volt batteries*
Pulse Count	1 - 2	1 - 2	1 - 2
Photocell	Dusk (2 Lux) to 24 hour	Dusk (2 Lux) to 24 hour	Dusk (2 Lux) to 24 hour
Housing & IP Rating	High Impact ABS IP65	High Impact ABS IP65	High Impact ABS IP65
BS8418 Compliant	Yes	Yes	Yes

*Batteries not included

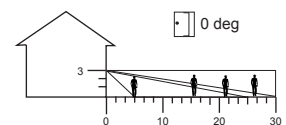
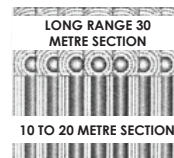
BEAM COVERAGE



BEAM PATTERN SET TO MAXIMUM RANGE

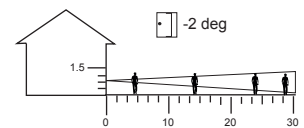
MULTI-BEAM OPTIMUM

HEIGHT 3 METRES
RANGE MAXIMUM
MODULE TILT 0 DEGREE



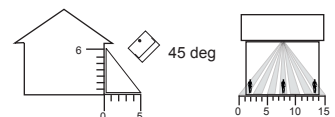
PET IMMUNITY

HEIGHT 1.5 METRES
RANGE MAXIMUM
MODULE TILT -2 DEGREE



CURTAIN COVERAGE

HEIGHT 6 METRES
RANGE MAXIMUM
MODULE TILT 45 DEGREE



Please note GJD reserve the right to change the information within this document, without notice.