

BRAVO™

BRAVO Series PIR Motion Detectors

FEATURES

- Multi-level PIR signal processing†
- Single/dual element low noise sensor
- High level static and transient protection
- Exceptional white light immunity
- Excellent RF immunity
- Temperature compensation
- LED on/off jumper
- Vertical adjustment
- Super quiet operation
- Wall, corner, or ceiling mounting
- Attractive styling for any decor
- 5 year warranty

BRAVO2

- Ideal for normal home, office, and industrial settings

BRAVO3

- Accurate coverage of large 50' x 60' (15 x 18m) areas

BRAVO4

- Quad design sensors for severe environments

BRAVO5

- 360° ceiling-mount motion detector with optional integral glass break detector

BRAVO6

- Dual PIR sensors with High Density Digital Analysis* and multi level signal processing for better intruder catch and immunity to pets weighing up to 85lbs/38kg
- Digital temperature compensation



BRAVO

Simply the best passive infrared motion detectors available in the industry! Backed by years of research and exhaustive testing, Bravo series motion detectors take advantage of microprocessor-based multi-level signal processing software and specially designed lenses to deliver superior intruder detection and reliable long-term operation while minimizing false alarms.

For normal home and office environments, the Bravo2 is the efficient choice. For larger spaces, the Bravo3 provides expanded coverage, while the Bravo4 is especially suited for use in highly changeable conditions. The ceiling-mounted Bravo5 provides the dual benefit of uniform 360° motion detection and optional glass break detection in one housing. And Bravo6 is not only immune to large pets – its intruder detection is the best in the field.

The Bravo series takes motion detectors to a new level of detection sensitivity, stability and false alarm immunity in residential, commercial and industrial settings.

BRAVO³

Bravo3 can be used for all residential, commercial and industrial applications requiring longer range sensing capability without compromising accuracy.

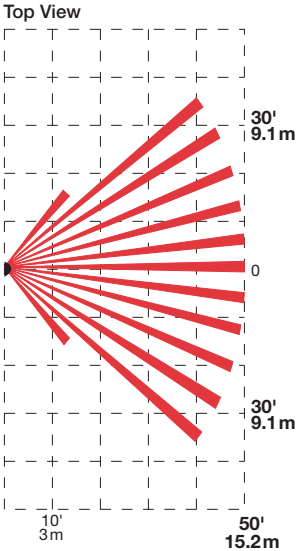
MODELS

- BV-300 Form 'A' alarm contact
- BV-301 Form 'A' alarm contact & tamper switch
- BV-302 Form 'C' alarm contact & tamper switch

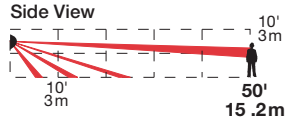
LENS COVERAGE

- Wall-to-Wall lens (BV-L1)50' L x 60' W (15.2 x 18.3m)
- Corridor lens (BV-L2)120' L x 10.5' W (36.6 x 3.2m)
- Curtain lens (BV-L3)50' L x 4.4' W (15.2 x 1.3m)
- Pet Alley lens (BV-L4)50' L x 60' W (15.2 x 18.3m)

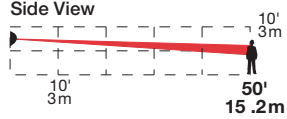
Wall to Wall & Pet Alley Lens



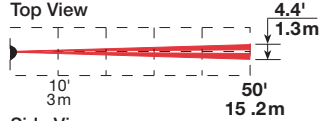
Wall to Wall Lens



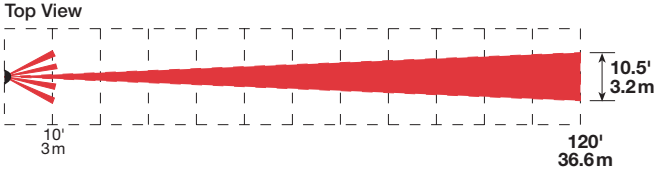
Pet Alley Lens



Curtain Lens



Corridor Lens



BRAVO⁴

Bravo4 has a quad design, suitable for commercial, institutional, and industrial applications where abnormally severe or highly changeable environmental conditions are present.

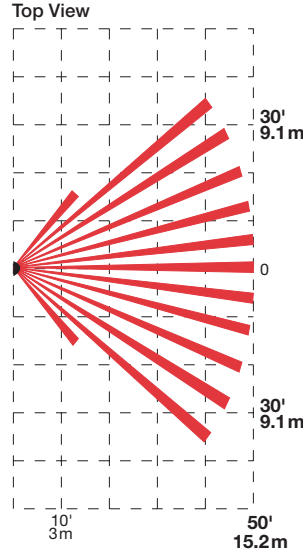
MODELS

- BV-400 Form 'A' alarm contact
- BV-401 Form 'A' alarm contact & tamper switch
- BV-402 Form 'C' alarm contact & tamper switch

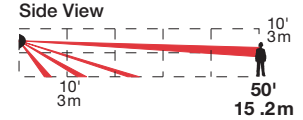
LENS COVERAGE

- Wall-to-Wall lens (BV-L1)50' L x 60' W (15.2 x 18.3m)
- Corridor lens (BV-L2)60' L x 5' W (18.3 x 1.5m)
- Curtain lens (BV-L3)50' L x 4.4' W (15.2 x 1.3m)
- Pet Alley lens (BV-L4)50' L x 60' W (15.2 x 18.3m)

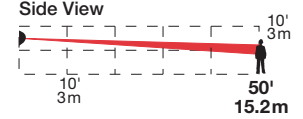
Wall to Wall & Pet Alley Lens



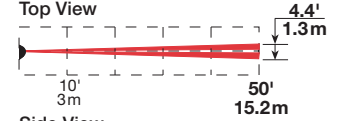
Wall to Wall Lens



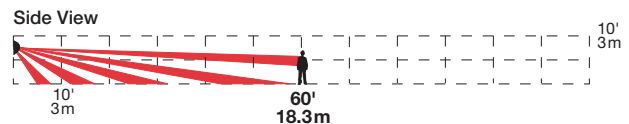
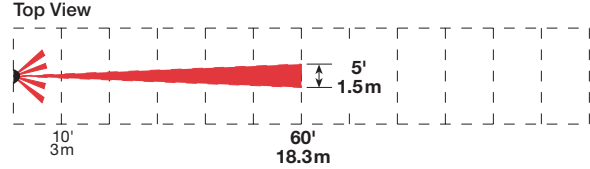
Pet Alley Lens



Curtain Lens



Corridor Lens

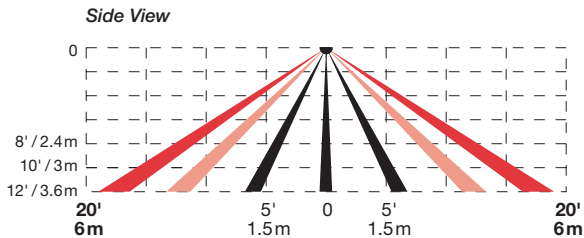
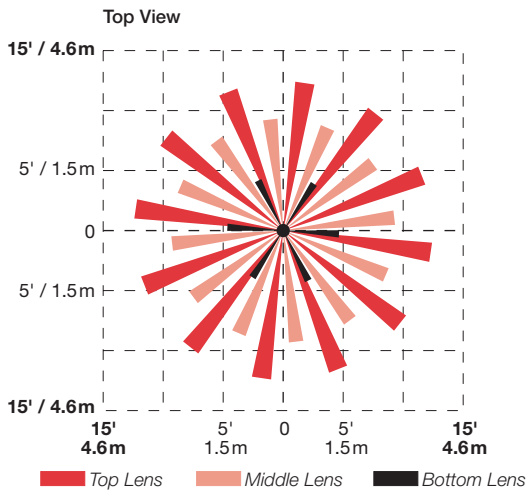


BRAVO5™

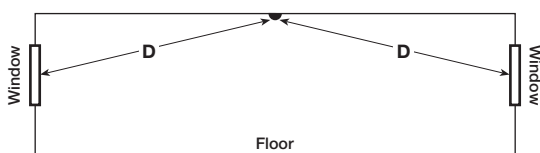
A 360° ceiling-mount quad element PIR motion detector with optional integral glass break detector, Bravo5 is ideal for rooms requiring a uniform 360° detection pattern *or* for rooms requiring the benefit of having both motion and glass break detectors in one housing.



360° QUAD Element PIR... at 8' (2.4m) height



360° Glass Break Detector



MODELS...Motion Alone

BV-500	Form 'A' alarm contact
BV-501	Form 'A' alarm contact & tamper switch
BV-502	Form 'C' alarm contact & tamper switch

MODELS...Motion & Glass Break

BV-500GB	Form 'A' alarm contact (motion), form 'C' contact (glass break)
BV-501GB	Form 'A' alarm contact (motion), form 'C' contact (glass break) & tamper switch
BV-502GB	Form 'C' alarm contact (motion), form 'C' contact (glass break) & tamper switch

SPECIFICATIONS

Electrical :

Input voltage9 to 14.5VDC
 Current (typical with glass break) . . .38/35mA (alarm on/off) @ 12VDC
 Current (typical without glass break) . .18/15mA (alarm on/off) @ 12VDC

Contact Rating :

Alarm relay (PIR)0.1A @ 24VDC
 Alarm relay (glass break)1.0A @ 24VDC
 Tamper switch0.1A @ 24VDC

Environmental/Immunity :

Operating temperature32 to 122°F (0 to 50°C)
 Operating humidity5% to 95% non-condensing
 Radiated immunity . . .10V/m +80% (AM @ 1kHz) from 80MHz to 1GHz
 Conducted immunity . . .10V +80% (AM @ 1kHz) from 150kHz to 80MHz
 Transient immunity2.4kV @ 1.2 joules

Physical :

Dimensions4.6"Ø x 1.4" H (11.7 x 3.6cm)
 Colordesigner white

360° PIR DETECTOR RANGE

Mounting height	8' (2.4m)	10' (3.0m)	12' (3.6m)
Detection diameter at floor	24' (7.3m)	30' (9.2m)	40' (12.2m)

360° GLASS BREAK DETECTOR RANGE

Glass Type & Thickness	Sizes	Maximum 'D' Detection Range	
		Level 1 [†]	Level 2 [†]
Plate/Tempered 1/8" - 1/4" thick (3 - 6mm)	18" x 18" and up (46 x 46cm)	25' (7.6m)	15' (4.6m)
	12" x 12" to 18" x 18" (30 x 30 to 46 x 46cm)	15' (4.6m)	10' (3m)
Wired/Laminated 1/4" thick (6mm)	18" x 18" and up (46 x 46cm)	20' (6m)	DO NOT USE
	12" x 12" to 18" x 18" (30 x 30 to 46 x 46cm)	10' (3m)	DO NOT USE

[†]Jumper selectable

BRAVO6™

Bravo6 features dual PIR sensors incorporating High Density Digital Analysis* and multi-level signal processing with a vertically interleaving beam pattern for superior intruder detection while being immune to pets weighing up to 85lbs/38 kg.



SPECIFICATIONS

Operational :

Mounting height 6' to 10' (2 to 3m)
 Lens horizontal pattern angle 100° maximum
 Vertical adjustment from +5 to -10°
 Alarm duration 2 to 3 seconds
 Walk speed 0.5 to 10ft/s (0.15 to 3.0m/s)

Environmental/Immunity :

Operating temperature 32 to 122° F (0 to 50° C)
 Operating humidity 5% to 95% non-condensing
 RF immunity 10V/m 80% A.M., from 80 to 1,000MHz
 Transient immunity 2.4kV at 1.2 joules
 Static immunity 15kV
 White light immunity 4 kLux

Electrical :

Operating voltage 9.5 to 14.5VDC
 Ripple tolerance 3Vpp at 12VDC
 Standby current 17.5 mA at 12VDC
 Alarm current 25 mA at 12VDC
 Contact ratings 100mA at 24VDC
 Alarm contact series resistance 10 ohm 0.25W

Physical :

Dimensions 4.9"H x 2.76"W x 1.75"D
 (12.5 x 7.0 x 4.5cm)
 Mounting wall or corner
 Color designer white, with white lens

* patent pending

MODELS

BV-600 Form 'A' alarm contact

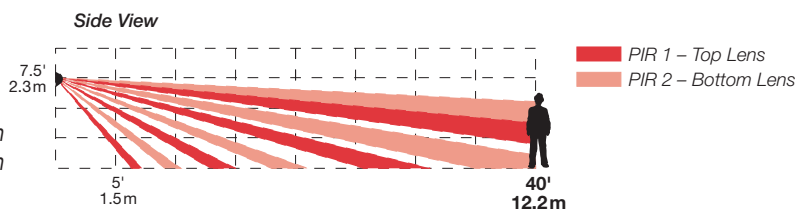
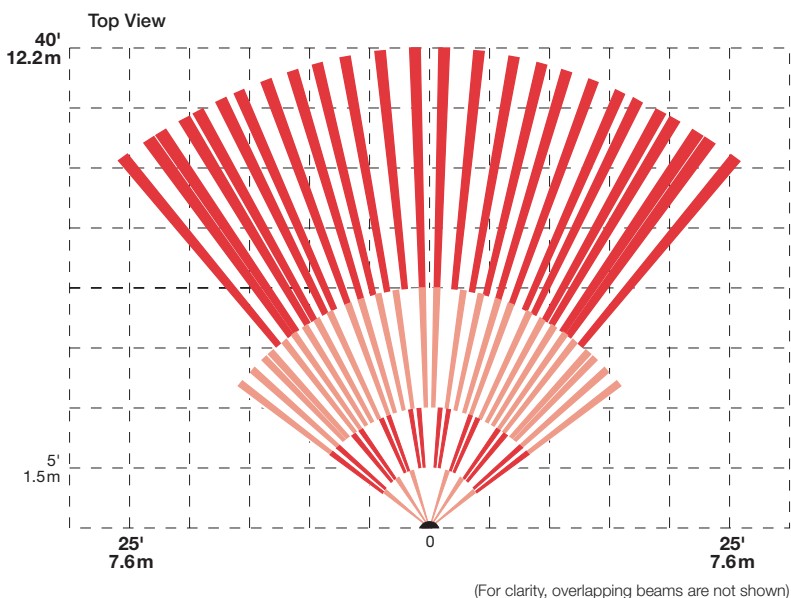
BV-601 Form 'A' alarm contact & tamper switch

BV-602 Form 'C' alarm contact & tamper switch

LENS COVERAGE

Dual sensor PIR lens pattern . . . 40' L x 50' W (12.2 x 15.2m)

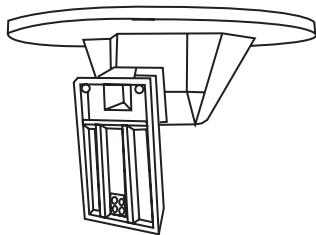
Multi-Level Dual Sensor PIR Lens



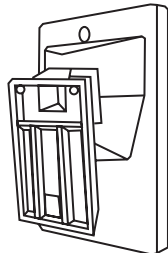
Multi-level signal processing with a vertically interleaving beam pattern

Mounting Brackets for BRAVO2, 3, 4, & 6

DM-C
Ceiling Mounting Bracket



DM-W
Wall Mounting Bracket



Both brackets allow detectors to be tilted up or down and rotated through 90° to obtain an ideal position for optimal coverage.

AFT-100 Glass Break Simulator for BRAVO5



The AFT-100 Glass Break Simulator is a portable, battery operated tester that ensures reliable locating and testing of the Bravo5 with integral glass break detector.

- generates Plate or Tempered Glass sound samples
- 3" full range speaker accurately reproduces the full range of frequencies generated by shattering glass
- single or automatic/continuous sound (sound every 10sec) operation

Architects' Specifications

The contractor shall provide infra-red motion detectors in the areas specified on the drawings. Contractor shall be responsible for determining the best mounting location in each area to provide full coverage while minimizing false alarms. Wall mount detectors shall in addition be ceiling, or corner mountable, and shall share common mounting brackets so that they are interchangeable. Mounting position shall be adjustable both vertically and horizontally so that final position may be fine tuned as required during walk-testing.

Detectors shall employ multi-level signal processing and temperature compensation for accurate detection, "even in warm environments". They shall have high immunity to false alarms from RF, static, electrical transients, and white light.

All detectors shall carry a 5 year manufacturer's warranty.

Motion detectors for each area shall be selected from the following to best match the coverage requirements of each area:

Bravo2

For small areas, detectors shall have 4 interchangeable lenses to provide 40' L x 40' W (12.2 x 12.2m) wall to wall coverage with or without pet alley, 70' L x 6' W (21.3 x 1.8m) corridor coverage, and 40' L x 3.5' W (12.2 x 1.1m) curtain coverage.

Bravo3

For larger commercial/residential areas, detectors shall have 4 interchangeable lenses to provide 50' L x 60' W (15.2 x 18.3m) wall to wall coverage with or without pet alley, 120' L x 10.5' W (36.6 x 3.2m) corridor coverage, and 50' L x 4.4' W (15.2 x 1.3m) curtain coverage.

Bravo4

For areas where there are abnormally severe or highly changeable environmental conditions, detectors shall have a quad element low noise sensor. Detectors shall have 4 interchangeable lenses to provide 50' L x 60' W (15.2 x 18.3m) wall to wall coverage with or without pet alley, 60' L x 5' W (18.3 x 1.5m) corridor coverage, and 50' L x 4.4' W (15.2 x 1.3m) curtain coverage.

Bravo5

For areas requiring a circular detection pattern, motion detectors shall be dual element ceiling-mount type with 360° detection pattern up to 40' (12.2m) in diameter. If area also requires glass break detection, motion detectors shall include integral glass break detectors. Glass break detectors shall have a 360° detection range of 25' (7.6m) from detector to glass and shall be able to detect breakage of plate, tempered, wired, and laminated glass.

Bravo6

For areas where maximum immunity to false alarms caused by pets is required, without a reduction in the ability to detect people, detectors shall have dual PIR sensors employing high density digital analysis and multi-level signal processing with a vertically interleaving beam pattern. Detector shall provide 40' L x 50' W (12.2 x 15.2m) wall to wall coverage.

Information in this brochure is subject to change without notice



Digital Security Controls Ltd. 1645 Flint Road, Downsview, Ontario M3J 2J6
An ISO 9001 Registered Company