

ROAD BARRIERS LADY



- Electromechanical barrier for passages up to 4m, intensive use
- Easy to use external manual unlock device
- Slowing down setup thanks to two adjustable limit switches
- Speed, strength and soft stop/start adjustable for an always correct use and performance
- Possibility of integrated FTC.S photocells thanks to the innovative hide-away system that enables them to be perfectly integrated with the look, ensuring maximum functionality

**Equipped with
foundation plate**



LADY



Easy to use external unlock device



Stainless steel version available



New control panel with all the standard features and pull-out terminals

NOTES:

.....

.....

.....

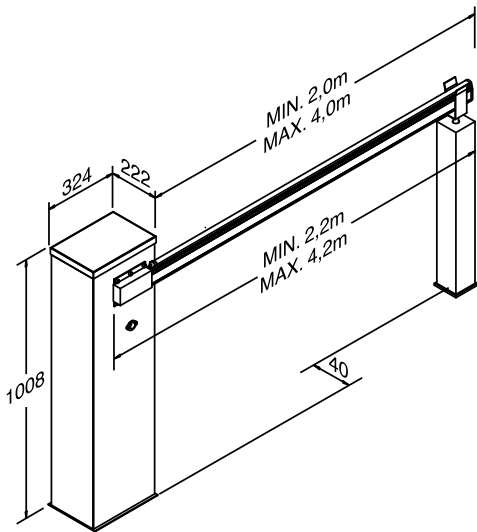
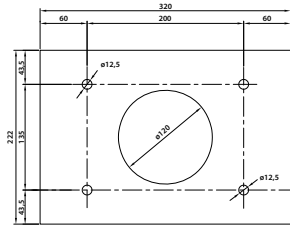
.....

.....

.....

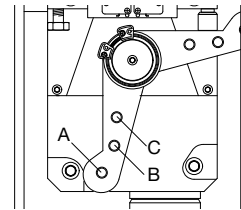


VE.PS



ACCESSORIES FOR USE

	2,2m	2,7m	3,2m	3,7m	4,2m
LADY.A	C	C	C	B	A
LADY.P	C	C	B	B	A
VE.RAST	C	B	B	A	-
LADY.P+VE.RAST	C	B	B	A	-
LADY.P+VE.AM	C	B	B	A	-
LADY.P+VE.RAST+VE.AM	C	B	A	-	-
SC.RES	C	B	B	A	-
LADY.P+SC.RES	C	B	A	A	-
SC.RES+VE.AM	C	B	A	A	-
LADY.P+SC.RES+VE.AM	C	B	A	-	-



LADY.P Protection profiles.
The installation of the VE.RAST interferes with the use of the SC.RES and vice versa. The installation of the LADY.L lights kit does not influence the balancing of the bar

TECHNICAL DATA

	LADY	LADY.I
Power supply	230 Vac	230 Vac
Motor supply	24 Vdc	24 Vdc
Max. Absorbed current	1,6 A	1,6 A
Torque	205 Nm	205 Nm
Opening speed	3"-5"	3"-5"
Operation cycle	intensive use	intensive use
Protection level	IP 44	IP 44
Operating Temp.	-20°C/+50°C	-20°C/+50°C
Weight	52 Kg	52 Kg
Items no. per pallet	9	9